

Spain

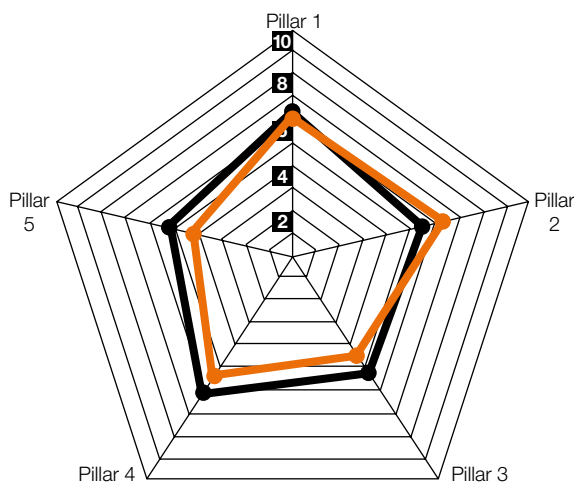
HRI 2010 ranking: 17th

Policy framework

Spain's humanitarian assistance is coordinated by the Humanitarian Aid Office of the Spanish Agency for International Development Cooperation (AECID) in the Ministry of Foreign Affairs and Cooperation. The 2009-2012 *Cooperation Master Plan* is the main policy framework for Spanish aid. The *Humanitarian Action Strategy Paper* focuses on humanitarian aid, and also integrates risk reduction, preparedness and reconstruction. Since 2007, AECID has opened Offices for Technical Cooperation in several countries, giving priority to sub-Saharan Africa. About half of the humanitarian budget falls under the responsibility of the Ministry of Foreign Affairs, with the other half coming from several ministries, in particular the Ministry of Defence. In 2009, Spain increased its ODA/GNI ratio from 0.45% in 2008 to 0.46% despite a decrease in absolute terms of 4.5% as a result of the financial crisis. Humanitarian assistance represented 9.3% of its ODA and 0.031% of its GNI.

Spain endorsed the *Principles of Good Humanitarian Donorship* (GHD) in 2004. Although it has not developed a domestic implementation plan, the *GHD Principles* are incorporated in the *Humanitarian Action Strategy*. By strengthening its response and preparedness capacity, Spain aims to improve the delivery of humanitarian assistance, including prevention and risk reduction.

HRI 2010 scores by pillar



— Spain
— OECD/DAC average

Pillar 1 Responding to needs
Pillar 2 Prevention, risk reduction and recovery
Pillar 3 Working with humanitarian partners
Pillar 4 Protection and international law
Pillar 5 Learning and accountability

* The OECD/DAC average does not include scores for Austria, Greece or Portugal.

Performance

Spain ranked 17th in HRI 2010. Based on the patterns of its scores, Spain is classified as a Group 3 donor. Donors in this group tend to perform poorly in Pillar 3 (Working with humanitarian partners), Pillar 4 (Protection and international law) and Pillar 5 (Learning and accountability). Other donors in this group are Austria, Belgium, France, Italy, Japan and Portugal.

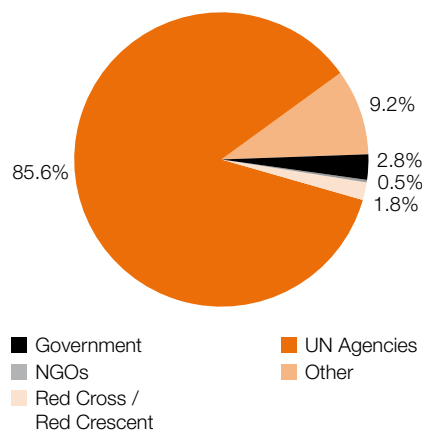
Spain's overall score was below the OECD/DAC average and close to the average of Group 3. It scored close to the OECD/DAC and Group 3 average in Pillar 1 (Responding to needs), while in Pillar 2 (Prevention, risk reduction and recovery), where it reached its highest score, it scored above the OECD/DAC and close to the Group 3 scores. Consistent with the pattern of Group 3 donors, its scores in Pillar 3 and in Pillar 4 were below OECD/DAC scores. However, they were above Group 3 scores. Although its score in Pillar 5 was also below the OECD/DAC score it was close to the overall Group 3 score.

Spain did best compared to its OECD/DAC peers in the indicators on *Funding for reconstruction and prevention*, *Human rights law*, *Reducing climate-related vulnerability*, *Beneficiary participation in monitoring and evaluation* and *Beneficiary participation in programming*. Its scores were relatively the lowest in the indicators on *Funding to NGOs*, *Funding of risk mitigation mechanisms*, *Funding for accountability initiatives*, *Participation in accountability initiatives* and *Facilitating humanitarian access*.

Recommendations

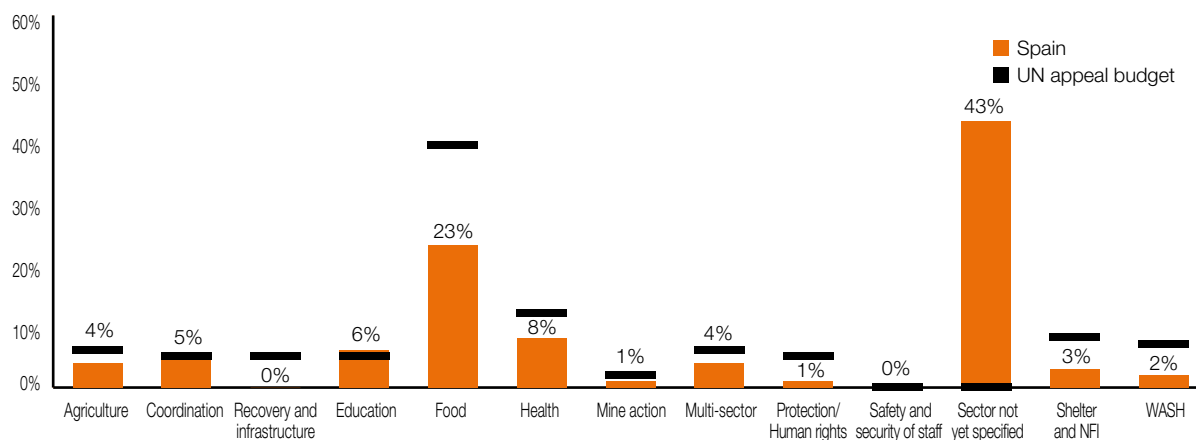
Spain's performance in Pillar 1 was close to the OECD/DAC and Group 3 average. It was below average, however, in indicators related to timeliness. In the indicator *Timeliness of funding to complex emergencies*, Spain provided only 25% of its funding within three months of the appeal, while the OECD/DAC average was 34% and Group 3, 40%. Its funding was more timely for sudden onset disasters. Spain

Aid distribution by type of organisation



Source: OCHA/FTS October 2010.

Sectoral distribution of funding to UN appeals, 2009 (%)



* Distribution of donor funding to these sectors includes flows within and outside an appeal that has been reported to OCHA/FTS. This is compared to the “distribution of needs” based on the 2009 UN appeal budget allocation.

Source: OCHA/FTS October 2010.

provided 64% of its funding within six weeks, compared to the OECD/DAC average of 70%, and the Group 3 average of 47%. Spain’s partners also expressed concern about the timeliness of its funding, giving it a below-average score.

- Spain should review the timeliness of its funding and engage in dialogue with its partners to discuss its performance in this area.

Spain should be praised for its support of CERF and in-county pooled funding mechanisms, and for the UN system. It received its lowest score however in *Funding to NGOs*, as this represented less than one percent of its total aid, significantly below the OECD/DAC average of 13% and the Group 3 average of 7%.

- Spain is encouraged to find ways of increasing the share of funding and support it provides to NGOs.

Spain would also do well to focus on accountability, as it scored below average in the three related indicators. In terms of *Participation in accountability initiatives*, Spain has attended three ALNAP meetings and has signed IATI, but according to publically available data sources used for the HRI, it does not apparently participate in GHD, HAP,

Quality COMPAS, Sphere, or People in Aid. Its financial support of these initiatives was just below its group average – 0.23% of humanitarian aid compared to 0.29%, and the OECD/DAC average of 0.46%. Spain’s partners support the findings of the quantitative indicators, giving it a below-average score on the qualitative indicator *Accountability toward beneficiaries*.

- Spain should review its policies for humanitarian accountability and consider increasing its support of and participation in humanitarian accountability initiatives.

Spain was close to average in the qualitative indicator *Support for learning and evaluations*. Spain scored below average, however, in the quantitative indicator *Funding and commissioning evaluations*, which measures the number of self and joint evaluations and the existence of evaluation guidelines. Spain has evaluation guidelines, but according to publically available data source used for the HRI, it did not commission any evaluations between 2004 and 2010.

- Spain is encouraged to explore options to increase its support and utilisation of evaluations for learning.

For more information, please see www.daraint.org.

Strengths			
Indicator	Donor score	OECD/DAC donor average	% over average
Funding for reconstruction and prevention	8.34	4.12	102%
Human rights law	7.69	6.25	23%
Reducing climate-related vulnerability	8.60	7.19	20%
Beneficiary participation in monitoring and evaluation	6.62	5.54	19%
Beneficiary participation in programming	6.63	5.71	16%

Areas for improvement			
Indicator	Donor score	OECD/DAC donor average	% below average
Funding to NGOs	1.33	4.40	-70%
Funding of risk mitigation mechanisms	2.79	5.49	-49%
Funding for accountability initiatives	1.52	2.75	-45%
Participation in accountability initiatives	3.28	4.73	-31%
Facilitating humanitarian access	3.84	5.22	-26%