

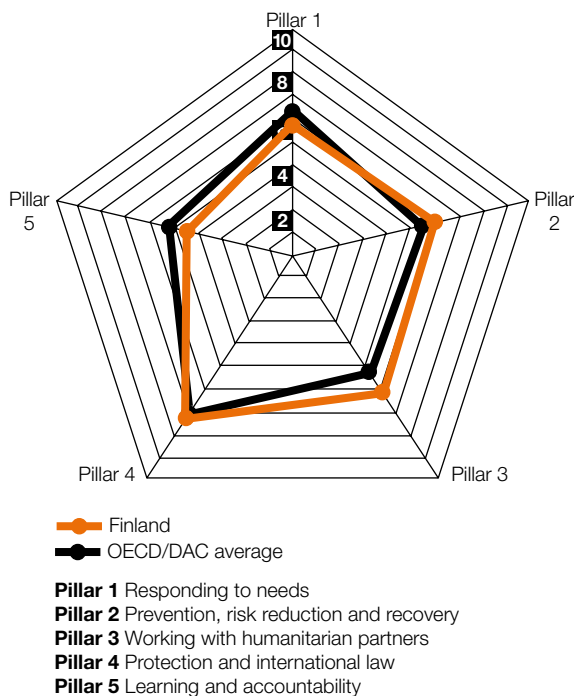
# Finland

HRI 2010 ranking: 11th

## Policy framework

Finland's humanitarian assistance is managed by the Unit for Humanitarian Assistance within the Ministry for Foreign Affairs-Department for Development Policy. Finland's main policy framework, the 2007 *Humanitarian Assistance Guidelines*, prioritises the most vulnerable communities in least developed countries. Humanitarian assistance falls within its development budget and is allocated by the Minister for Development Cooperation. Finland relies on its humanitarian assistance monitoring and evaluation (M&E) mechanisms to improve aid effectiveness and implement the *Principles of Good Humanitarian Donorship* (GHD). It promotes close coordination between humanitarian and development aid initiatives and the flexible use of funds to improve the transition between relief, rehabilitation and development. Finland allocates 70% of its funding early in the year, allocating remaining funds in the final quarter to respond to humanitarian needs assessed by Finland's field representatives or humanitarian agencies in the respective countries of crisis. Finland also retains a small reserve to respond to sudden onset emergencies. In 2009, Finland spent 0.54% of its GNI on ODA, a substantial increase from 2008. Humanitarian assistance represented 17.41% of Finland's ODA and 0.061% of its GNI. With a relatively limited capacity both at the headquarter and country levels, Finland supports and relies on UN and EU coordination mechanisms.

## HRI 2010 scores by pillar



\* The OECD/DAC average does not include scores for Austria, Greece or Portugal.

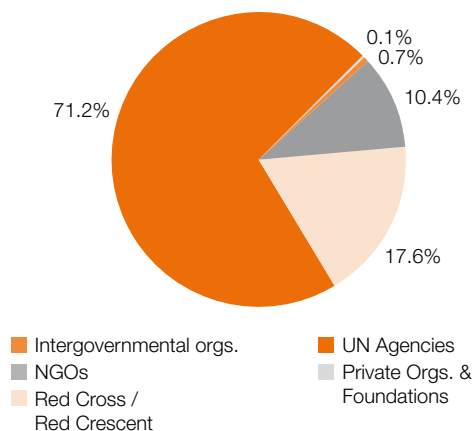
## Performance

Finland ranked 11<sup>th</sup> in the HRI 2010. Based on the pattern of its scores, Finland is classified as a Group 1 donor. Donors in this group tend to do better overall in Pillar 3 (Working with humanitarian partners), Pillar 4 (Protection and international law) and Pillar 5 (Learning and accountability). Other donors in this group include Denmark, Luxembourg, the Netherlands, New Zealand, Norway, Sweden and Switzerland.

Similar to other Group 1 donors, Finland received its highest pillar scores in Pillars 3 and 4. In Pillar 3, it scored above the OECD/DAC average and close to the Group 1 average. In Pillar 4, it was close to the OECD/DAC average, but below its group average. In contrast to other Group 1 donors, Finland received its lowest score in Pillar 5, below the OECD/DAC and Group 1 averages. It also scored below the OECD/DAC and Group 1 averages in Pillar 1 (Responding to needs). In Pillar 2 (Prevention, risk reduction and recovery), Finland was close to the OECD/DAC and Group 1 averages.

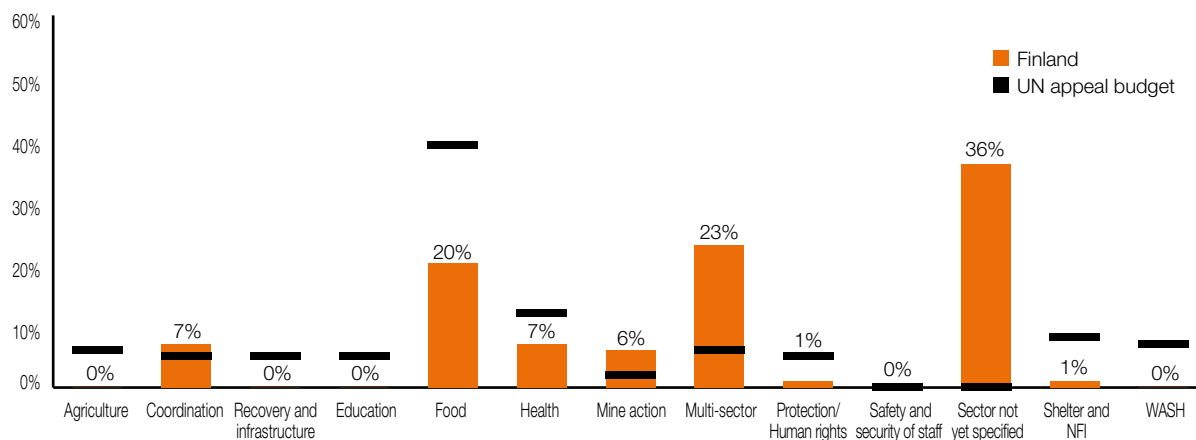
Finland did best compared to its OECD/DAC peers in the indicators on *Funding UN and Red Cross Red Crescent appeals*, *Funding of risk mitigation mechanisms*, *Refugee law*, *Funding and commissioning evaluations* and *Un-earmarked funding*. Its scores were relatively the lowest in the indicators *Funding for accountability initiatives*, *Timely funding to complex emergencies*, *Participation in accountability initiatives*, *Transparency of funding* and *Funding to NGOs*.

## Aid distribution by type of organisation



Source: OCHA/FTS October 2010.

## Sectoral distribution of funding to UN appeals, 2009 (%)



\* Distribution of donor funding to these sectors includes flows within and outside an appeal that has been reported to OCHA/FTS. This is compared to the “distribution of needs” based on the 2009 UN appeal budget allocation.

Source: OCHA/FTS October 2010.

### Recommendations:

Finland’s lowest scores are concentrated in the quantitative indicators of Pillar 1 and Pillar 5. In Pillar 1, timeliness seems to be an area in which Finland could improve. Finland’s partners consider it an average donor in terms of the timeliness of its funding. However, the quantitative indicators on timeliness place it well below average. Finland provided only 16% of its funding in the first three months following the launch of an appeal, placing Finland among the five-slowest donors. For sudden-onset disasters, Finland provided 55% of its funding within six weeks, while the OECD/DAC average is 70%.

- Finland should review the timeliness of its funding.

In Pillar 5, Finland’s participation in and funding of accountability initiatives are among its lowest scores. Finland does not participate in most humanitarian accountability initiatives. It did provide 0.07% of its humanitarian aid to finance them, but came in below the OECD/DAC average of 0.47%.

- Finland should review its participation in and funding of accountability initiatives.

Finland was close to, or above, the OECD/DAC average in all qualitative indicators in Pillar 5, with the exception of *Transparency of funding*.

- Finland should engage in dialogue with its partners to discuss their negative perceptions regarding the transparency of Finland’s aid.

For more information, please see [www.daraint.org](http://www.daraint.org).

### Strengths

Indicator	Donor score	OECD/DAC donor average	% over average
Funding UN and Red Cross Red Crescent appeals	8.62	5.05	71%
Funding of risk mitigation mechanisms	8.67	5.49	58%
Refugee law	8.53	5.74	49%
Funding and commissioning evaluations	5.96	4.25	40%
Un-earmarked funding	4.05	3.45	17%

### Areas for improvement

Indicator	Donor score	OECD/DAC donor average	% below average
Funding for accountability initiatives	0.50	2.75	-82%
Timely funding to complex emergencies	2.19	4.35	-50%
Participation in accountability initiatives	3.33	4.73	-30%
Transparency of funding	4.71	6.24	-25%
Funding to NGOs	3.34	4.40	-24%