

European Commission

HRI 2010 ranking: 6th

Policy framework

The European Commission's (EC) humanitarian aid is managed by the Directorate-General for Humanitarian Aid and Civil Protection (DG ECHO). ECHO is supported by contributions from 27 EU member states. It is complementary to the individual countries' contributions. Humanitarian aid provided by ECHO accounts for about half of all humanitarian aid provided by EU members. DG ECHO operates under a mandate laid out in European Council Regulation No. 1257/96, through EC Budget Title 23. Additional humanitarian funding comes both from the budget line for emergency aid to African-Caribbean-Pacific countries within the European Development Fund and from an Emergency Aid Reserve, which allows funds to be rapidly allocated to unanticipated crises. DG ECHO has developed a Vulnerability Assessment Methodology (GNA) and Forgotten Crisis Assessment as a tool to allocate its funding, which are also used to form one of the HRI indicators under Pillar 1 (Responding to humanitarian needs). DG ECHO maintains six regional and 37 country offices.

The EC continues to be actively engaged in the *Good Humanitarian Donorship* (GHD) initiative and co-chaired the GHD group with the Netherlands in 2008-2009. Its current policy is outlined in the *European Consensus on Humanitarian Aid*. Released in 2007, it confirms the EC's commitment to the *GHD Principles* with a focus on immediate response to humanitarian crises. The EC seeks to raise awareness of the GHD initiative, in particular with member states that have joined the EU since 2004.

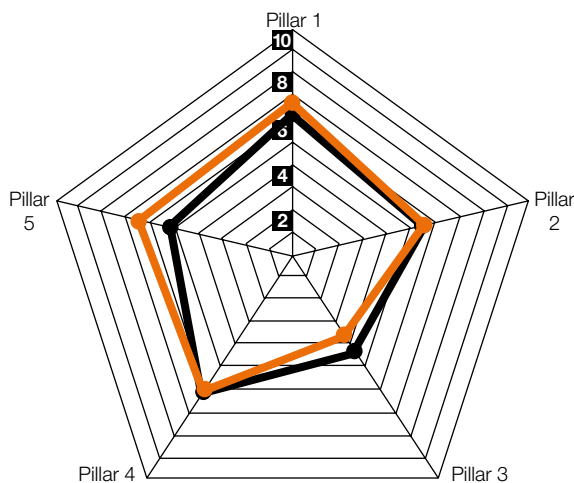
Donor performance

The EC ranked 6th in the HRI 2010. However, based on the patterns of its scores, the EC is classified as a Group 2 donor. Donors in this group tend to perform around average in all pillars, with slightly better scores in Pillar 1 (Responding to needs), and somewhat poorer in Pillar 2 (Prevention, risk reduction and recovery). Other donors in the group include Australia, Canada, Germany, Greece (based on quantitative scores only), Ireland, the UK and the US.

Like other Group 2 donors, the EC received its highest average scores in Pillars 1 and 5. In Pillar 1, the EC scored above the OECD/DAC average and close to the Group 2 average. In Pillar 2, it scored close to the OECD/DAC average, and above its group average. The EC received its lowest average score in Pillar 3 (Working with humanitarian partners), yet was close to the OECD/DAC and Group 2 averages. Similarly, it was also close to the OECD/DAC and Group 2 averages in Pillar 4 (Protection and international law). In Pillar 5 (Learning and accountability), the EC scored above the OECD/DAC and Group 2 averages.

The EC did best compared to its OECD/DAC peers in the indicators on *Participation in accountability initiatives*, *Funding for reconstruction and prevention*, *Timely funding to complex emergencies*, *Funding to NGOs* and *Funding for accountabilitys initiatives*. Its scores were relatively the lowest in the indicators on *Funding UN and Red Cross Red Crescent appeals*, *Un-earmarked funding*, *Funding of risk mitigation mechanisms*, *Flexible funding* and *Appropriate reporting requirements*.

HRI 2010 scores by pillar

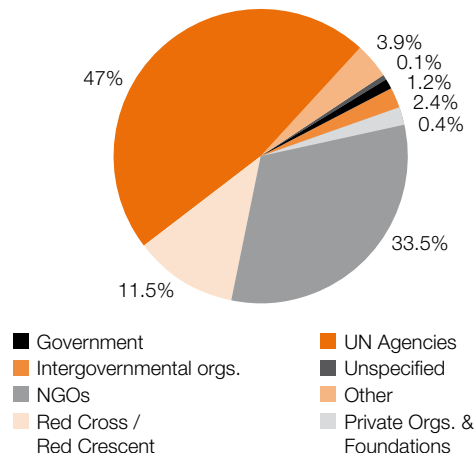


— European Commission
— OECD/DAC average

Pillar 1 Responding to needs
Pillar 2 Prevention, risk reduction and recovery
Pillar 3 Working with humanitarian partners
Pillar 4 Protection and international law
Pillar 5 Learning and accountability

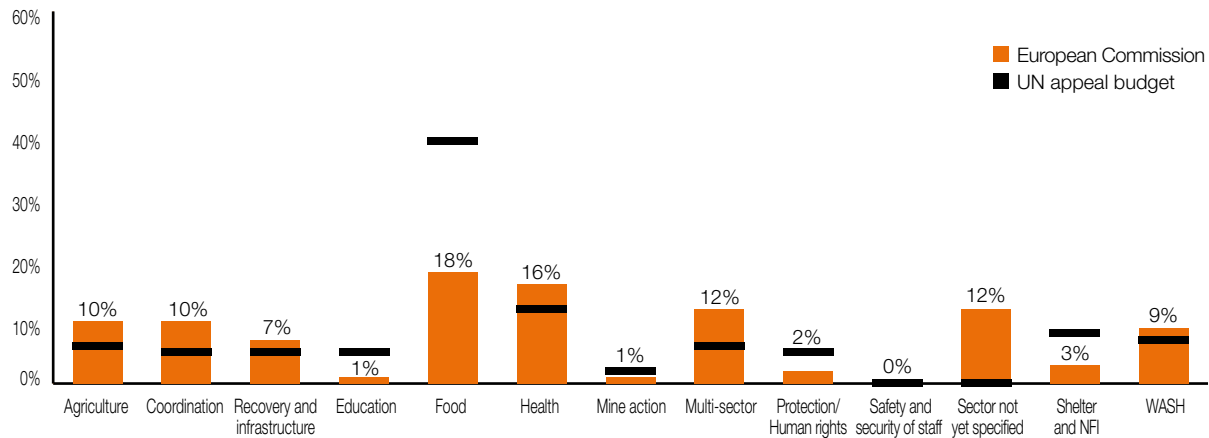
* The Pillar 4 score for the EC only includes qualitative indicators scores. The OECD/DAC average does not include scores for Austria, Greece or Portugal.

Aid distribution by type of organisation



Source: OCHA/FTS October 2010.

Sectoral distribution of funding to UN appeals, 2009 (%)



* Distribution of donor funding to these sectors includes flows within and outside an appeal that has been reported to OCHA/FTS. This is compared to the “distribution of needs” based on the 2009 UN appeal budget allocation.
Source: OCHA/FTS October 2010.

Recommendations:

The EC scored above average in the qualitative indicator *Prevention and preparedness*. However, the EC was below average in the quantitative indicator *Funding for risk mitigation mechanisms*. Most donors in Group 1, which performs the best in this aspect, allocated between 1.1% and 1.9% of their ODA to the various risk mitigation mechanisms included in the indicator. The EC has its own risk reduction mechanism, DIPECHO, yet allocated only 0.68% to these mechanisms.

- The EC should consider finding ways to increase its support for risk mitigation mechanisms.

Flexibility comes out as a weakness in the EC’s funding. The EC is the second-to-last donor for un-earmarked funding, at 3%. The OECD DAC average is 35%. The EC is perceived by its partners as the donor with the least flexibility. The EC is perceived by its partners as one of the donors with the least appropriate reporting requirements.

- The EC should review the degree of flexibility of its funding and engage in dialogue with its partners to discuss their perceptions of its performance in this area.

For more information, please see www.daraint.org.

Strengths

Indicator	Donor score	OECD/DAC donor average	% over average
Participation in accountability initiatives	10.00	4.73	111%
Funding for reconstruction and prevention	7.79	4.12	89%
Timely funding to complex emergencies	7.60	4.35	75%
Funding to NGOs	7.27	4.40	65%
Funding for accountability initiatives	4.52	2.75	64%

Areas for improvement

Indicator	Donor score	OECD/DAC donor average	% below average
Funding UN and Red Cross Red Crescent appeals	0.00	5.05	-100%
Un-earmarked funding	0.34	3.45	-90%
Funding of risk mitigation mechanisms	3.52	5.49	-36%
Flexible funding	5.65	6.91	-18%
Appropriate reporting requirements	6.53	7.48	-13%