

THE
HUMANITARIAN
RESPONSE
INDEX 2009

DARA

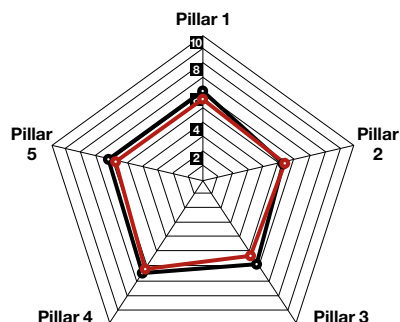
Donor profile: Spain



© Copyright 2010
by DARA

Spain

HRI 2009 Ranking: 15th



HRI 2009 scores by pillar

- Pillar 1** Responding to needs
- Pillar 2** Prevention, risk reduction and recovery
- Pillar 3** Working with humanitarian partners
- Pillar 4** Protection and International Law
- Pillar 5** Learning and accountability

- Spain
- OECD-DAC average

Spain ranked 15th overall among all donors on the HRI 2009, moving up one place in the rankings. Spain's best ranking by pillar was in Pillar 2 (Prevention, risk reduction and recovery) where it ranked 12th, followed by 15th place in Pillar 1 (Responding to needs), 16th place in Pillar 3 (Working with humanitarian partners) and Pillar 4 (Protection and International Law). It was among the bottom third of donors in Pillar 5 (Learning and accountability), where it was placed 18th. Spain ranked 15th compared with its peers in terms of generosity and burden sharing.

Spain received its highest scores by indicator around the equitable distribution of funding in accordance to needs in the crisis, the equitable distribution of funding against the level of crisis and vulnerability, and funding to CERF and other quick disbursement mechanisms, ranking 1st among the donors on

these issues. Spain also ranked 2nd for building local capacity to work with humanitarian actors. However, the country was among the lowest-rated donors for indicators around funding to forgotten emergencies and those with low media coverage (22nd), saving lives and maintaining human dignity (21st), non-discrimination (21st) and timeliness of funding (22nd). It also performed poorly (22nd) on indicators around supporting the transition between relief, early recovery and development, adapting to changing needs, accountability towards affected populations, evaluation of partners' programmes and promotion of good practice and quality standards. Spain tended to perform below the donor average in the different crises studied. Its performance in Haiti, however, was rated above the overall donor average.

HRI 2009 results

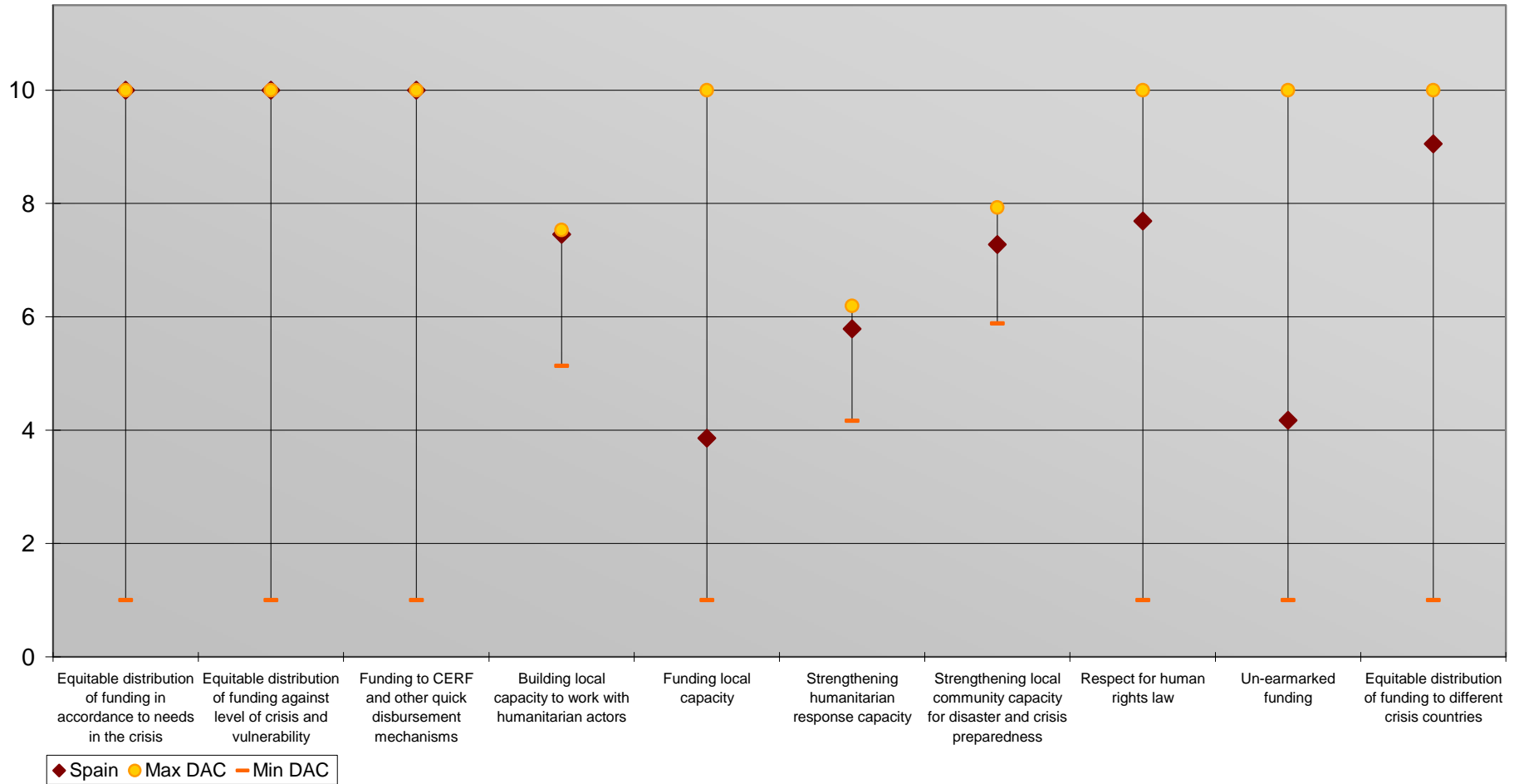
Highest scores	Score*	Rank**
Responding to needs		
Equitable distribution of funding against level of crisis and vulnerability	10.00	1
Equitable distribution of funding in accordance to needs in the crisis	10.00	1
Equitable distribution of funding to different crisis countries	9.05	10
Working with humanitarian partners		
Funding to CERF and other quick disbursement mechanisms	10.00	1
Learning and accountability		
Conducting evaluations	8.85	15

Lowest scores	Score*	Rank**
Responding to needs		
Generosity and burden sharing	3.01	15
Working with humanitarian partners		
Funding UN Consolidated Inter-Agency Appeals	2.99	17
Funding to NGOs	1.84	21
Funding UN coordination mechanisms and common services	1.82	13
Protection and International Law		
Implementation of refugee law	3.79	15

* Based on HRI ten-point scale
 ** Ranking in comparison to peers

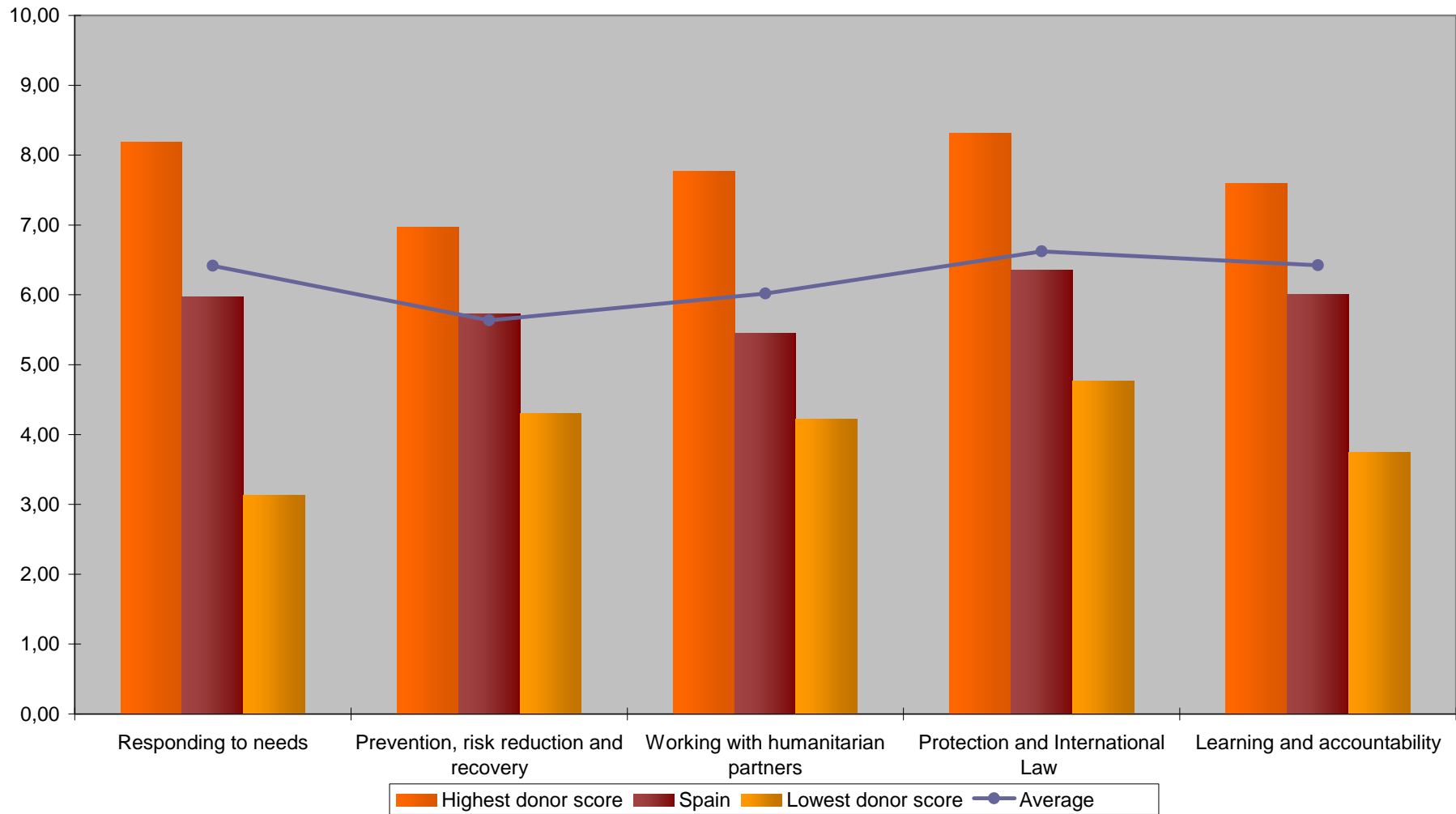
HRI Indicator			Spain		DAC Average	Max DAC	Min DAC
			Rank	Score			
Pillar 1	1	Saving lives and maintaining human dignity	21	7.69	8.15	8.92	7.31
	2	Neutrality and impartiality	18	7.40	7.85	9.00	6.78
	3	Non-discrimination	21	7.63	8.31	9.37	7.33
	4	Independence from non-humanitarian objectives	19	5.31	5.95	8.11	4.69
	5	Needs-based responses	17	7.78	8.05	8.94	6.67
	6	Assessing needs	12	6.60	6.58	8.06	5.23
	7	Funding decisions based on needs assessments	16	7.20	7.44	8.23	6.04
	8	Support not affected by other crises	20	6.57	7.15	9.23	6.22
	9	Beneficiary involvement	18	6.42	6.65	7.91	4.88
	10	Donor capacity for informed decision-making	17	5.94	6.28	7.83	4.20
	11	Timeliness of funding	22	5.06	6.42	7.54	5.06
	12	Equitable distribution of funding to different crisis countries	10	9.05	6.76	10.00	1.00
	13	Funding to forgotten emergencies and those with low media coverage	22	4.97	6.87	10.00	1.00
	14	Timeliness of funding to complex emergencies	15	5.87	6.29	10.00	1.00
	15	Timeliness of funding to sudden onset disasters	13	4.84	5.32	10.00	1.00
	16	Generosity and burden sharing	15	3.01	4.45	10.00	1.00
	17	Equitable distribution of funding in accordance to needs in the crisis	1	10.00	6.87	10.00	1.00
	18	Equitable distribution of funding against level of crisis and vulnerability	1	10.00	8.70	10.00	1.00
		Pillar Total	17	6.74	6.90	7.86	3.90
Pillar 2	19	Mainstreaming risk reduction and prevention into the response	15	6.36	6.54	7.17	4.95
	20	Crisis prevention and preparedness measures	15	6.16	6.32	7.27	4.91
	21	Strengthening local community capacity for disaster and crisis preparedness	7	7.28	7.04	7.93	5.88
	22	Supporting the transition between relief, early recovery and development	22	5.02	5.98	7.04	5.02
	23	Building local capacity to work with humanitarian actors	2	7.46	6.75	7.53	5.14
	24	Funding local capacity	6	3.86	3.12	10.00	1.00
	25	Funding international disaster risk mitigation mechanisms	10	3.94	3.80	10.00	1.00
		Pillar Total	12	5.73	5.63	6.97	4.30
Pillar 3	26	Adapting to changing needs	22	5.13	6.46	7.57	5.13
	27	Reliability	14	7.47	7.36	8.19	5.49
	28	Coordination	16	6.52	7.06	8.00	4.54
	29	Advocacy for local and government authorities to carry out their responsibilities	20	5.79	6.78	8.80	5.41
	30	Support local and government authorities' coordination capacity	13	5.81	5.73	6.48	4.22
	31	Respect for the roles of the different components of the humanitarian sector	17	7.73	7.92	8.86	6.70
	32	Conditionality that does not comprise humanitarian action	16	7.13	7.32	8.98	5.98
	33	Flexibility	19	6.17	6.76	8.09	5.60
	34	Longer-term funding arrangements	13	4.74	4.78	6.29	3.50
	35	Strengthening humanitarian response capacity	6	5.79	5.51	6.20	4.17
	36	Funding UN coordination mechanisms and common services	13	1.82	3.28	10.00	1.00
	37	Funding to NGOs	21	1.84	4.80	10.00	1.00
	38	Funding to CERF and other quick disbursement mechanisms	1	10.00	5.61	10.00	1.00
	39	Un-earmarked funding	9	4.18	3.62	10.00	1.00
40	Funding UN Consolidated Inter-Agency Appeals	17	2.99	6.34	10.00	1.00	
41	Funding IFRC and ICRC Appeals	15	4.16	6.88	10.00	1.00	
		Pillar Total	16	5.45	6.02	7.77	4.22
Pillar 4	42	Protection	18	7.29	7.62	8.60	5.95
	43	Advocacy for the respect for human rights	20	6.69	6.92	8.05	6.17
	44	Advocacy for the respect for and implementation of IHL	21	6.40	7.13	8.75	5.99
	45	Supporting needs of refugees	14	6.75	7.08	9.05	5.50
	46	Supporting needs of internally displaced persons	13	6.92	7.15	8.33	6.18
	47	Facilitating safe humanitarian access	19	5.81	6.57	7.35	5.43
	48	Respect for international humanitarian law	12	5.83	5.87	10.00	1.00
	49	Respect for human rights law	7	7.69	6.50	10.00	1.00
	50	Implementation of refugee law	15	3.79	4.64	10.00	1.00
			Pillar Total	16	6.35	6.62	8.31
Pillar 5	51	Accountability towards affected populations	22	4.53	6.20	7.58	4.53
	52	Transparency of funding and decision-making processes	18	5.48	5.75	7.54	4.50
	53	Evaluations of partners' programmes	22	5.50	6.69	8.26	5.50
	54	Support for monitoring and evaluation	16	6.66	6.87	7.93	6.22
	55	Use of recommendations from evaluations	13	5.96	6.00	7.09	4.88
	56	Promotion of good practice and quality standards	22	7.07	7.91	8.91	7.07
	57	Monitoring adherence to quality standards.	21	4.97	6.26	7.53	4.85
	58	Reporting requirements for humanitarian actors	21	6.90	7.78	8.40	6.68
	59	Participation and support for accountability initiatives	12	4.19	4.07	10.00	1.00
	60	Conducting evaluations	15	8.85	6.71	10.00	1.00
		Pillar Total	18	6.01	6.43	7.60	3.74

Spain: ten main strengths



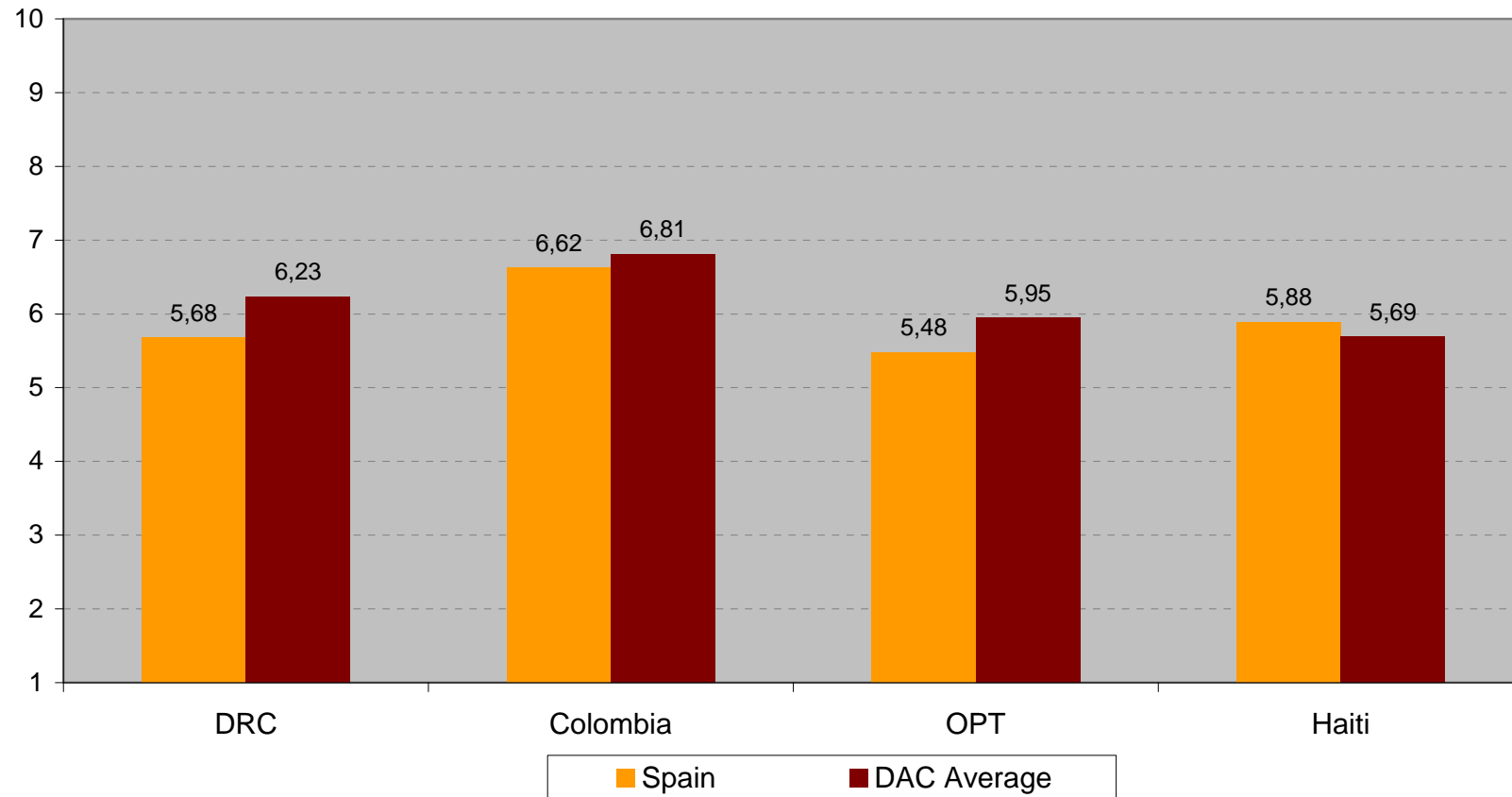
Note: This graph compares the ten highest scored indicators for Spain compared to the highest and lowest scores in the DAC group.

Spain scores by pillar



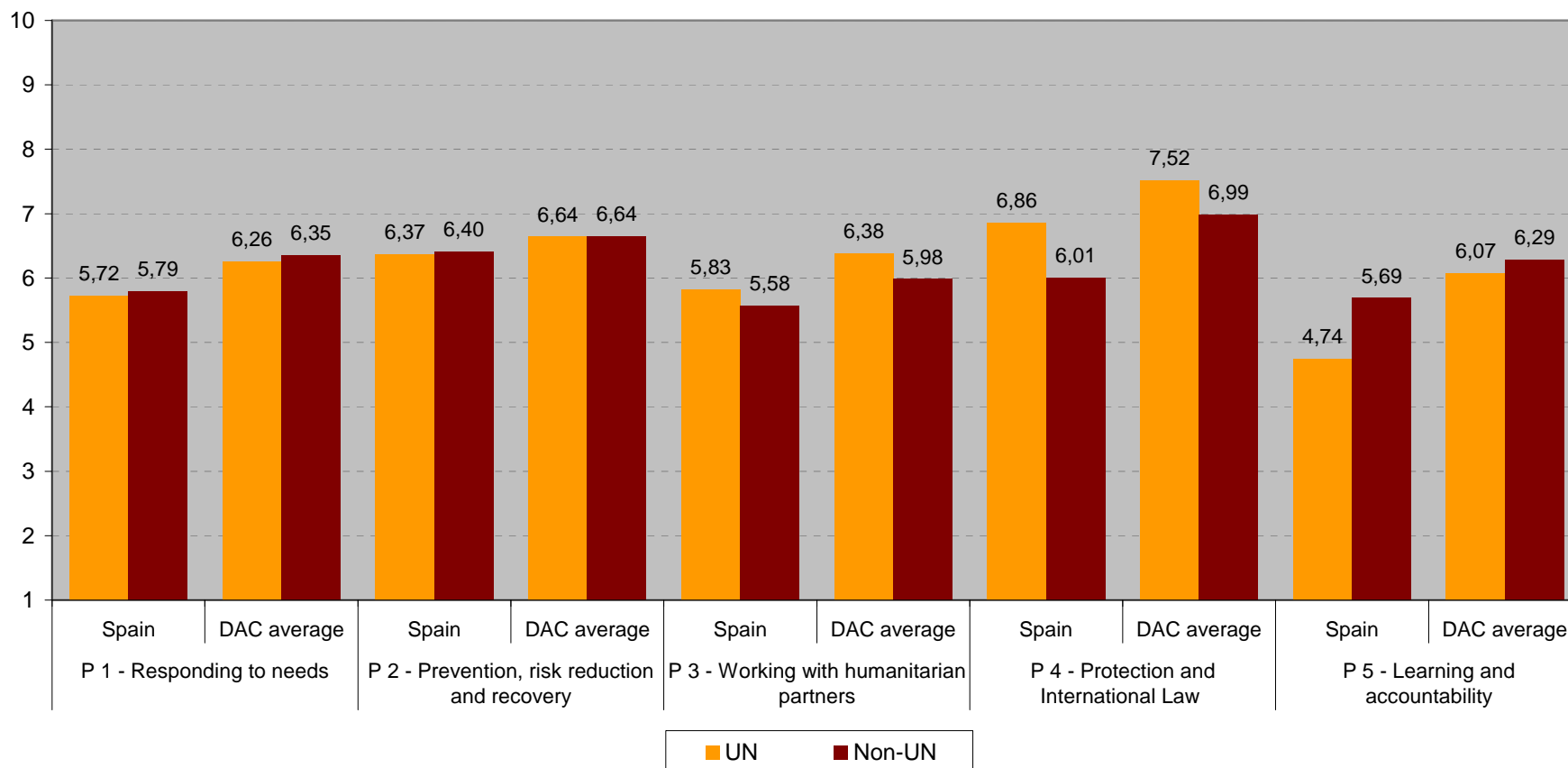
Note: This graph compares the average scores by pillar for Spain compared to the highest and lowest scores by pillar in the DAC group.

Spain: Comparison of overall survey scores in selected crises



Note: This graph compares the HRI 2009 survey scores for Spain compared to the overall DAC average. Data is from 75 survey responses (of a total of 91 from organisations that received funding from Spain (only crises with a minimum of 8 responses are included). Data is not disaggregated in order to protect the confidentiality of respondents.

Spain: Comparison of survey responses by type of organisations



Note: This graph compares HRI 2009 average survey responses by pillar of UN agencies versus non-UN agencies (includes INGOs, local NGOs and Red Cross Red Crescent), compared against overall DAC averages. Data is based on responses from 91 organisations funded by Spain in 12 crises (40 UN agencies, and 51 non-UN organisations).