

THE
HUMANITARIAN
RESPONSE
INDEX 2009

DARA

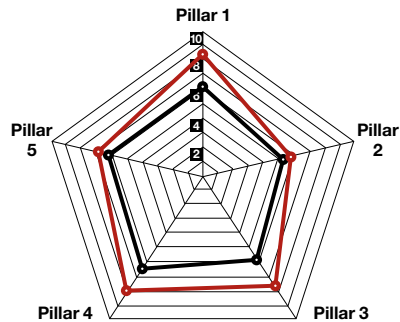
Donor profile: Norway



© Copyright 2010
by DARA

Norway

HRI 2009 Ranking: 1st



HRI 2009 scores by pillar

- Pillar 1** Responding to needs
- Pillar 2** Prevention, risk reduction and recovery
- Pillar 3** Working with humanitarian partners
- Pillar 4** Protection and International Law
- Pillar 5** Learning and accountability

—○— Norway
—○— OECD-DAC average

Norway is this year's best donor in the HRI 2009 overall ranking, moving up one position from 2008. It took 1st place in the ranking in Pillar 1 (Responding to needs) and Pillar 3 (Working with humanitarian partners), 2nd place in Pillar 4 (Protection and International Law) and 7th place in Pillar 2 (Prevention, risk reduction and recovery), where it moved up several positions, and in Pillar 5 (Learning and accountability). Norway ranked 1st in terms of generosity and burden sharing.

Some of its top rankings by indicator were 1st place rankings for funding to CERF and other quick disbursement mechanisms, funding IFRC, ICRC and UN Consolidated Inter-Agency Appeals, and funding UN coordination mechanisms and common services. This was supported by high rankings in qualitative indicators where Norway's partners gave top marks for support for crisis prevention and preparedness

measures, coordination, and conditionality of aid that does not compromise humanitarian action, all ranked at 2nd, with 3rd place rankings for protection and funding to NGOs. In the area of legal frameworks, Norway ranked well in terms of respect for international humanitarian law (1st), respect for human rights (2nd) and implementation of refugee law (2nd), confirmed by related qualitative indicators around advocacy for the respect for human rights (2nd), protection (3rd) and supporting needs of internally displaced persons (3rd). Among its lowest marks were equitable in accordance to needs in the crisis (18th), facilitating safe humanitarian access (16th), monitoring the adherence to quality standards (16th), timely funding to sudden onset disasters (15th) and funding to local capacity (15th). Norway ranked better than the overall donor average in the crises studied in the HRI 2009.

HRI 2009 results

Highest scores	Score*	Rank**
Responding to needs		
Generosity and burden sharing	10.00	1
Working with humanitarian partners		
Funding UN Consolidated Inter-Agency Appeals	10.00	1
Funding to CERF and other quick disbursement mechanisms	10.00	1
Funding UN coordination mechanisms and common services	10.00	1
Protection and International Law		
Respect for international humanitarian law	10.00	1

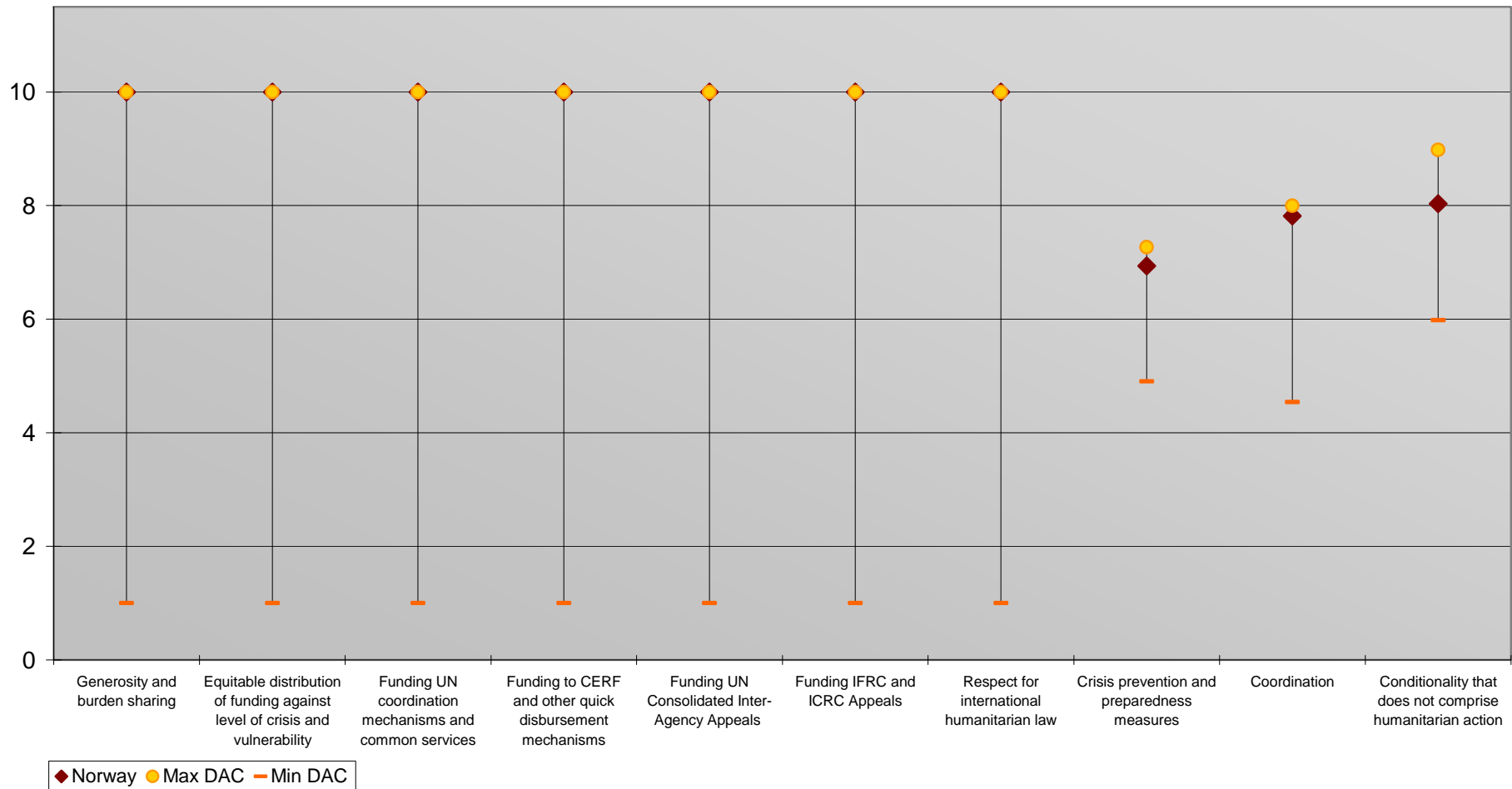
Lowest scores	Score*	Rank**
Responding to needs		
Timeliness of funding to sudden onset disasters	4.45	15
Prevention, risk reduction and recovery		
Funding local capacity	2.12	15
Working with humanitarian partners		
Strengthening humanitarian response capacity	5.56	9
Longer-term funding arrangements	5.19	10
Learning and accountability		
Participation and support for accountability initiatives	4.81	11

* Based on HRI ten-point scale

** Ranking in comparison to peers

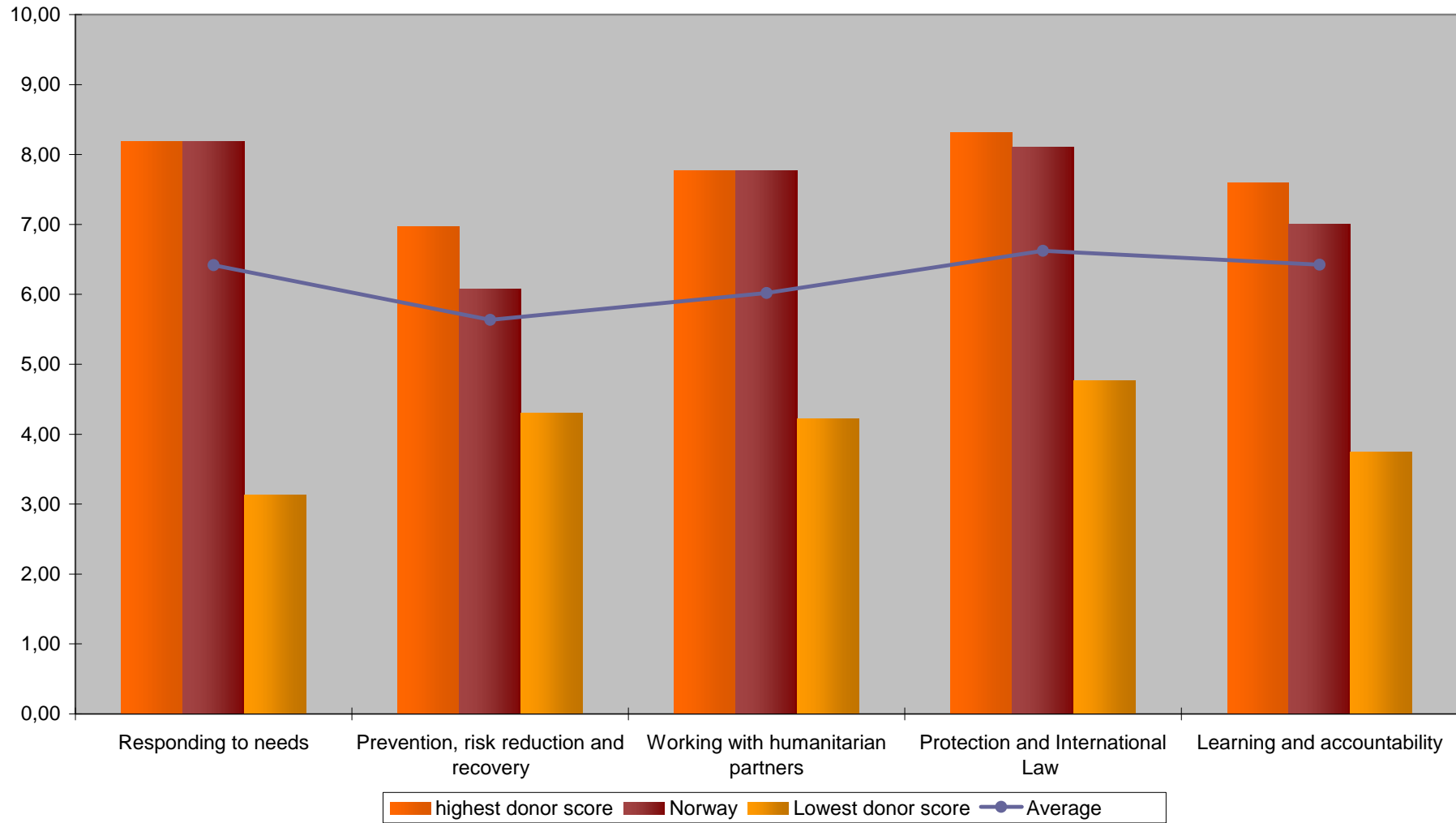
HRI Indicator			Norway		DAC	Max	Min
			Rank	Score	Average	DAC	DAC
Pillar 1	1	Saving lives and maintaining human dignity	8	8.51	8.15	8.92	7.31
	2	Neutrality and impartiality	8	8.30	7.85	9.00	6.78
	3	Non-discrimination	10	8.67	8.31	9.37	7.33
	4	Independence from non-humanitarian objectives	13	6.05	5.95	8.11	4.69
	5	Needs-based responses	11	8.20	8.05	8.94	6.67
	6	Assessing needs	5	7.30	6.58	8.06	5.23
	7	Funding decisions based on needs assessments	5	7.90	7.44	8.23	6.04
	8	Support not affected by other crises	7	7.17	7.15	9.23	6.22
	9	Beneficiary involvement	9	7.22	6.65	7.91	4.88
	10	Donor capacity for informed decision-making	8	6.62	6.28	7.83	4.20
	11	Timeliness of funding	3	7.25	6.42	7.54	5.06
	12	Equitable distribution of funding to different crisis countries	7	9.41	6.76	10.00	1.00
	13	Funding to forgotten emergencies and those with low media coverage	6	8.17	6.87	10.00	1.00
	14	Timeliness of funding to complex emergencies	5	7.74	6.29	10.00	1.00
	15	Timeliness of funding to sudden onset disasters	15	4.45	5.32	10.00	1.00
	16	Generosity and burden sharing	1	10.00	4.45	10.00	1.00
	17	Equitable distribution of funding in accordance to needs in the crisis	18	5.96	6.87	10.00	1.00
	18	Equitable distribution of funding against level of crisis and vulnerability	1	10.00	8.70	10.00	1.00
		Pillar Total	2	7.72	6.90	7.86	3.90
Pillar 2	19	Mainstreaming risk reduction and prevention into the response	8	6.77	6.54	7.17	4.95
	20	Crisis prevention and preparedness measures	2	6.94	6.32	7.27	4.91
	21	Strengthening local community capacity for disaster and crisis preparedness	10	7.12	7.04	7.93	5.88
	22	Supporting the transition between relief, early recovery and development	5	6.46	5.98	7.04	5.02
	23	Building local capacity to work with humanitarian actors	7	7.05	6.75	7.53	5.14
	24	Funding local capacity	15	2.12	3.12	10.00	1.00
	25	Funding international disaster risk mitigation mechanisms	4	6.09	3.80	10.00	1.00
		Pillar Total	7	6.08	5.63	6.97	4.30
Pillar 3	26	Adapting to changing needs	5	7.19	6.46	7.57	5.13
	27	Reliability	6	7.95	7.36	8.19	5.49
	28	Coordination	2	7.82	7.06	8.00	4.54
	29	Advocacy for local and government authorities to carry out their responsibilities	4	7.37	6.78	8.80	5.41
	30	Support local and government authorities' coordination capacity	4	6.17	5.73	6.48	4.22
	31	Respect for the roles of the different components of the humanitarian sector	6	8.29	7.92	8.86	6.70
	32	Conditionality that does not comprise humanitarian action	2	8.03	7.32	8.98	5.98
	33	Flexibility	6	7.33	6.76	8.09	5.60
	34	Longer-term funding arrangements	10	5.19	4.78	6.29	3.50
	35	Strengthening humanitarian response capacity	9	5.56	5.51	6.20	4.17
	36	Funding UN coordination mechanisms and common services	1	10.00	3.28	10.00	1.00
	37	Funding to NGOs	3	7.79	4.80	10.00	1.00
	38	Funding to CERF and other quick disbursement mechanisms	1	10.00	5.61	10.00	1.00
	39	Un-earmarked funding	4	5.66	3.62	10.00	1.00
40	Funding UN Consolidated Inter-Agency Appeals	1	10.00	6.34	10.00	1.00	
41	Funding IFRC and ICRC Appeals	1	10.00	6.88	10.00	1.00	
		Pillar Total	1	7.77	6.02	7.77	4.22
Pillar 4	42	Protection	3	8.32	7.62	8.60	5.95
	43	Advocacy for the respect for human rights	2	7.86	6.92	8.05	6.17
	44	Advocacy for the respect for and implementation of IHL	9	7.64	7.13	8.75	5.99
	45	Supporting needs of refugees	7	7.54	7.08	9.05	5.50
	46	Supporting needs of internally displaced persons	3	7.62	7.15	8.33	6.18
	47	Facilitating safe humanitarian access	16	6.18	6.57	7.35	5.43
	48	Respect for international humanitarian law	1	10.00	5.87	10.00	1.00
	49	Respect for human rights law	2	9.74	6.50	10.00	1.00
	50	Implementation of refugee law	2	8.05	4.64	10.00	1.00
			Pillar Total	2	8.10	6.62	8.31
Pillar 5	51	Accountability towards affected populations	8	6.78	6.20	7.58	4.53
	52	Transparency of funding and decision-making processes	8	6.08	5.75	7.54	4.50
	53	Evaluations of partners' programmes	11	7.04	6.69	8.26	5.50
	54	Support for monitoring and evaluation	9	7.29	6.87	7.93	6.22
	55	Use of recommendations from evaluations	3	6.66	6.00	7.09	4.88
	56	Promotion of good practice and quality standards	13	8.15	7.91	8.91	7.07
	57	Monitoring adherence to quality standards.	16	6.15	6.26	7.53	4.85
	58	Reporting requirements for humanitarian actors	8	7.97	7.78	8.40	6.68
	59	Participation and support for accountability initiatives	11	4.81	4.07	10.00	1.00
	60	Conducting evaluations	5	9.12	6.71	10.00	1.00
		Pillar Total	7	7.01	6.43	7.60	3.74

Norway: ten main strengths



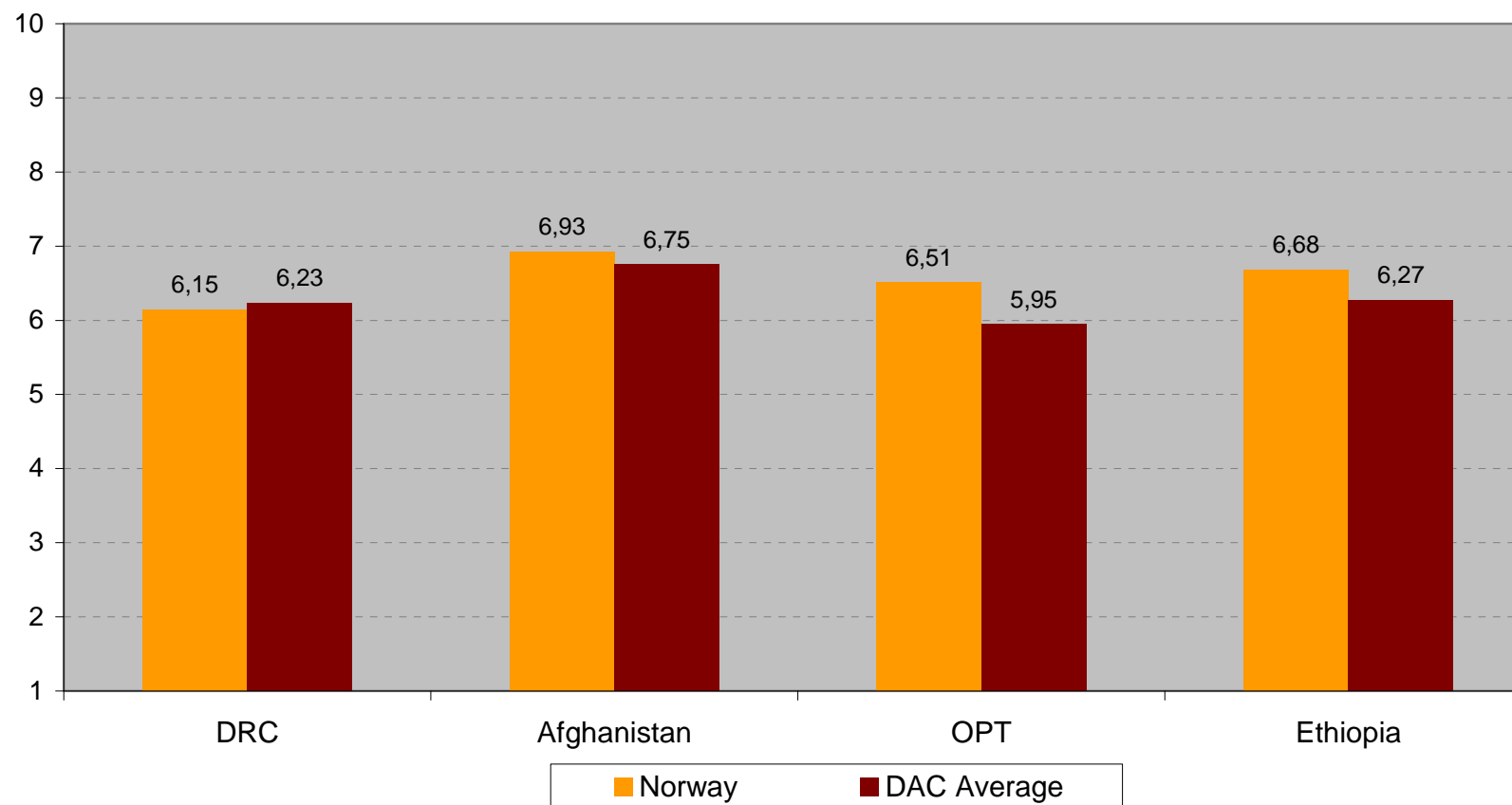
Note: This graph compares the ten highest scored indicators for Norway compared to the highest and lowest scores in the DAC group.

Norway scores by pillar



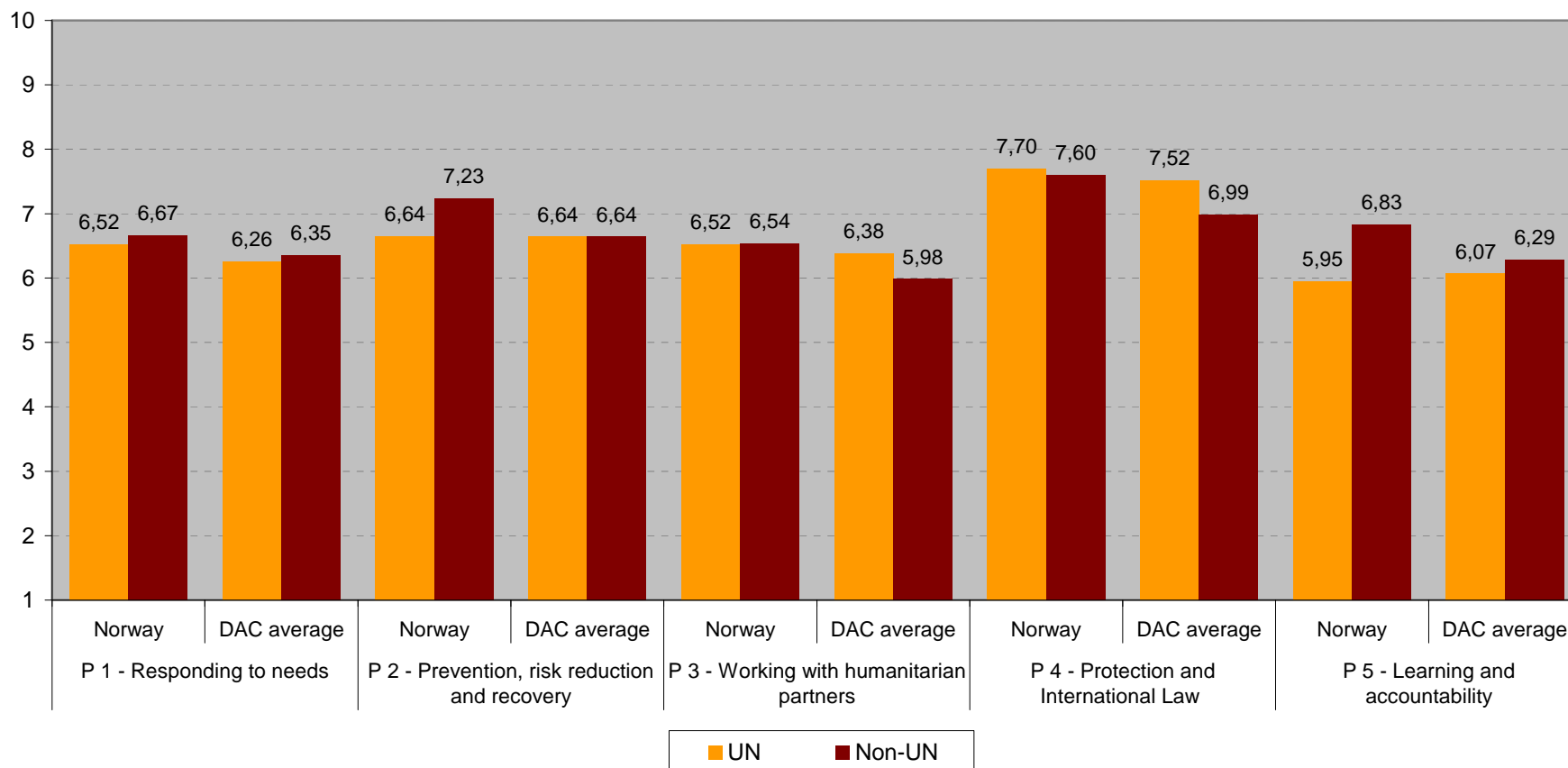
Note: This graph compares the average scores by pillar for Norway compared to the highest and lowest scores by pillar in the DAC group.

Norway: Comparison of overall survey scores in selected crises



Note: This graph compares the HRI 2009 survey scores for Norway compared to the overall DAC average. Data is from 50 survey responses (of a total of 90 from organisations that received funding from Norway (only crises with a minimum of 8 responses are included). Data is not disaggregated in order to protect the confidentiality of respondents.

Norway: Comparison of survey responses by type of organisation



Note: This graph compares HRI 2009 average survey responses by pillar of UN agencies versus non-UN agencies (includes INGOs, local NGOs and Red Cross Red Crescent), compared against overall DAC averages. Data is based on responses from 86 organisations funded by Norway in 13 crises (36 UN agencies, and 50 non-UN organisations).