

THE  
HUMANITARIAN  
RESPONSE  
INDEX 2009

DARA

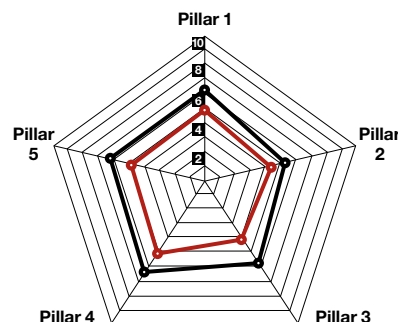
Donor profile: Italy



© Copyright 2010  
by DARA

# Italy

HRI 2009 Ranking: 21st



## HRI 2009 scores by pillar

- Pillar 1** Responding to needs
- Pillar 2** Prevention, risk reduction and recovery
- Pillar 3** Working with humanitarian partners
- Pillar 4** Protection and International Law
- Pillar 5** Learning and accountability

- Italy
- OECD-DAC average

Italy's overall ranking dropped from 19th to 21st in the HRI 2009. Its best rankings were 20th in Pillar 1 (Responding to needs) and Pillar 2 (Prevention, risk reduction and recovery), 21st in Pillar 5 (Learning and accountability) and Pillar 4 (Protection and International Law) and 22nd in Pillar 3 (Working with humanitarian partners), demonstrating consistently poor performance in comparison to its peers. Italy ranked 20th among its peers for generosity and burden sharing.

Italy received its highest indicator rankings for the equitable distribution of funds to different crisis countries, ranking 3rd and 4th for the timeliness of its funding to sudden onset disasters. It was 10th among its peers on the indicator regarding funding to forgotten emergencies and, in those with low media coverage.

With the exception of a few indicators, such as beneficiary involvement (11th), strengthening local community capacity for disaster and crisis preparedness, funding local capacity and funding international disaster mitigation mechanisms, where it ranked 14th in each, Italy's performance in all other indicators was within the very bottom of the ranking. For example, it ranked 22nd for saving lives and maintaining human dignity, timeliness of funding to complex emergencies, crisis prevention and preparedness, reliability, funding to NGOs, conditionality that does not compromise humanitarian action and conducting evaluations. These poor rankings are confirmed by its performance in the crises studied this year, where Italy came in well below the overall donor average.

## HRI 2009 results

Highest scores	Score*	Rank**
<b>Responding to needs</b>		
Equitable distribution of funding to different crisis countries	9.96	3
Non-discrimination	8.31	18
Timeliness of funding to sudden onset disasters	7.63	4
<b>Working with humanitarian partners</b>		
Respect for the roles of the different components of the humanitarian sector	7.85	13
<b>Learning and accountability</b>		
Promotion of good practice and quality standards	7.86	16

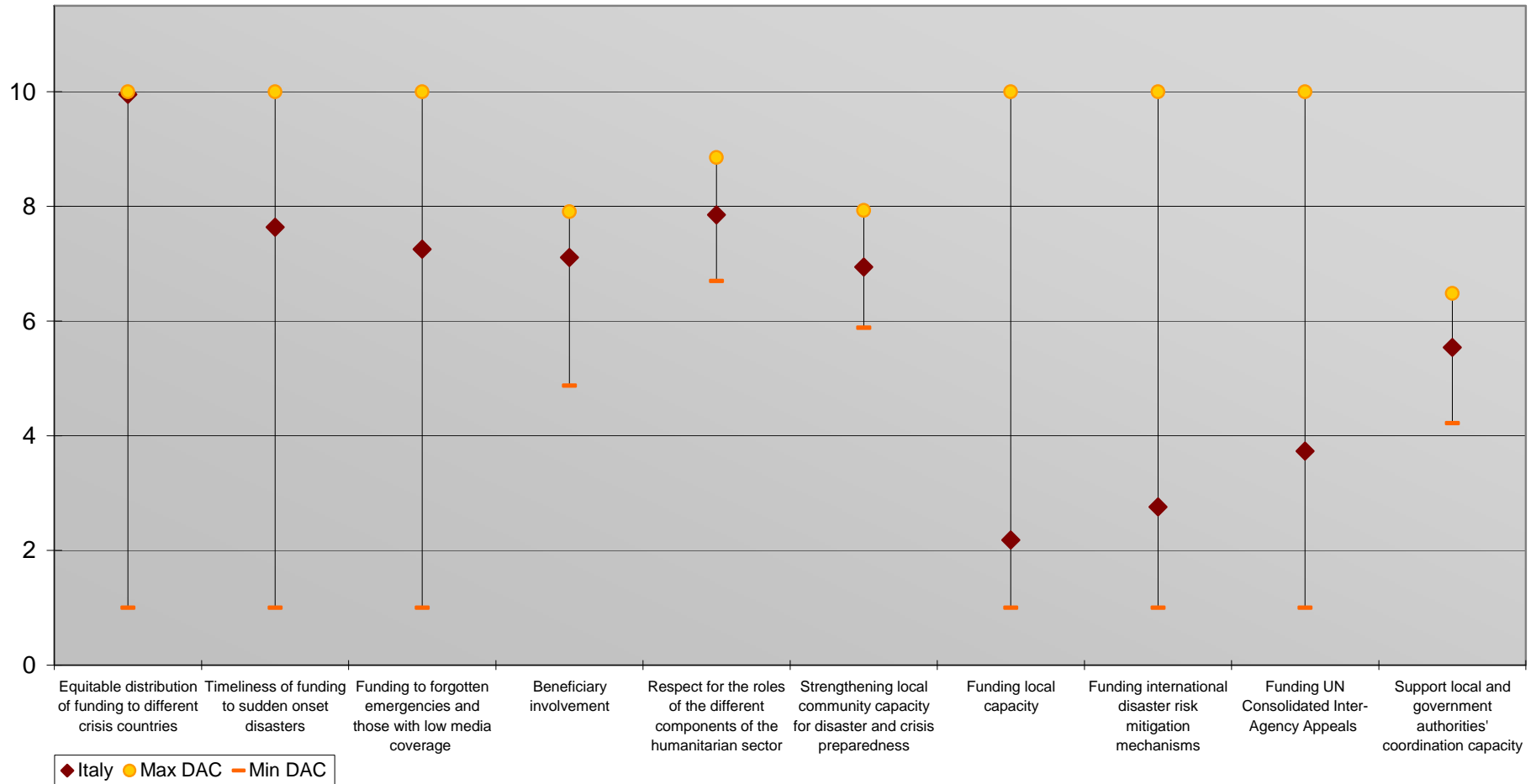
Lowest scores	Score*	Rank**
<b>Responding to needs</b>		
Generosity and burden sharing	1.26	20
<b>Working with humanitarian partners</b>		
Funding to NGOs	1.42	22
Funding to CERF and other quick disbursement mechanisms	1.36	17
Funding UN coordination mechanisms and common services	1.27	16
<b>Learning and accountability</b>		
Conducting evaluations	1.00	22

\* Based on HRI ten-point scale

\*\* Ranking in comparison to peers

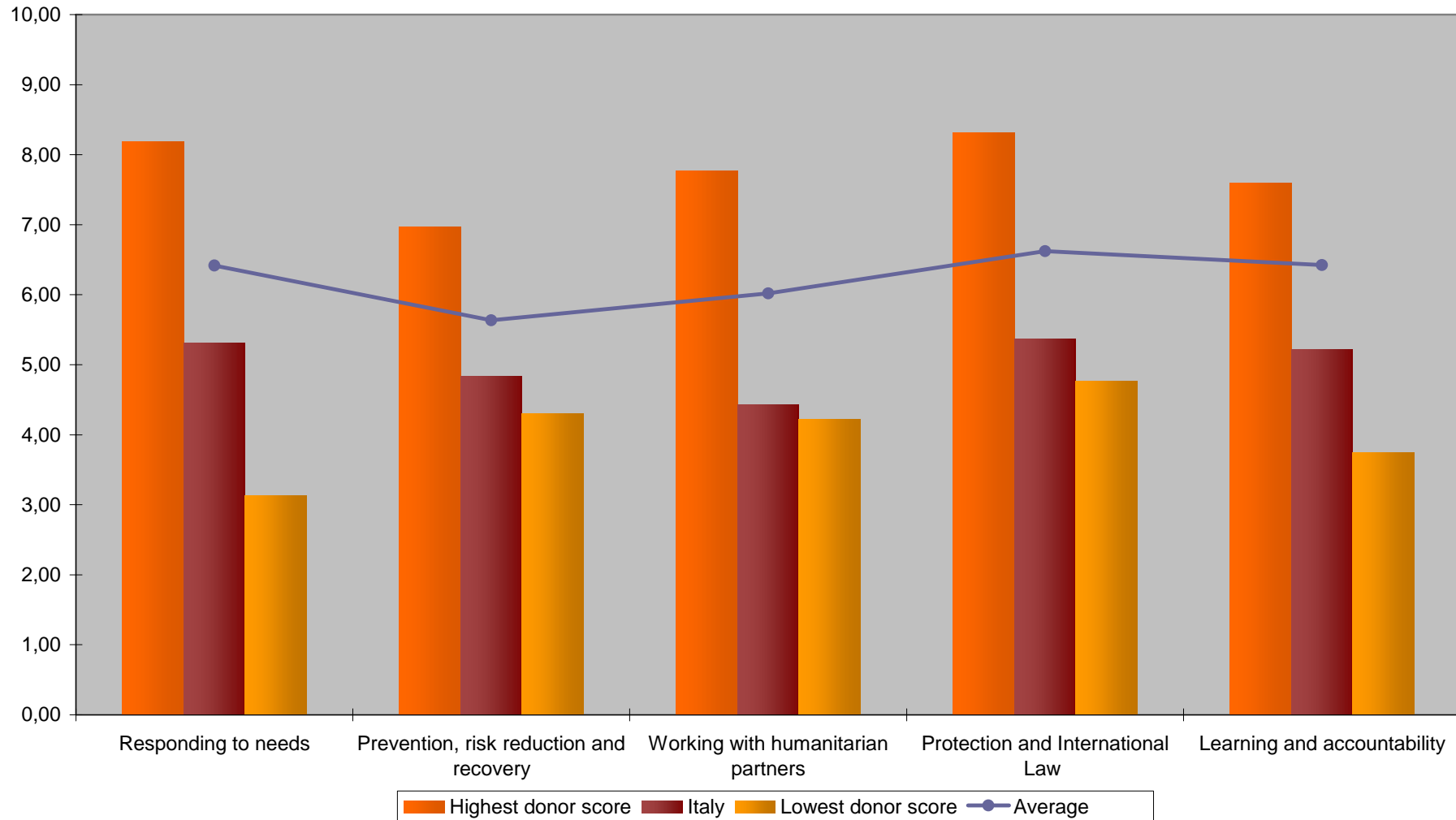
HRI Indicator			Italy		DAC Average	Max DAC	Min DAC
			Rank	Score			
Pillar 1	1	Saving lives and maintaining human dignity	22	7.31	8.15	8.92	7.31
	2	Neutrality and impartiality	20	7.39	7.85	9.00	6.78
	3	Non-discrimination	18	8.31	8.31	9.37	7.33
	4	Independence from non-humanitarian objectives	18	5.38	5.95	8.11	4.69
	5	Needs-based responses	20	7.39	8.05	8.94	6.67
	6	Assessing needs	20	5.46	6.58	8.06	5.23
	7	Funding decisions based on needs assessments	19	6.95	7.44	8.23	6.04
	8	Support not affected by other crises	18	6.71	7.15	9.23	6.22
	9	Beneficiary involvement	11	7.11	6.65	7.91	4.88
	10	Donor capacity for informed decision-making	20	5.06	6.28	7.83	4.20
	11	Timeliness of funding	19	5.48	6.42	7.54	5.06
	12	Equitable distribution of funding to different crisis countries	3	9.96	6.76	10.00	1.00
	13	Funding to forgotten emergencies and those with low media coverage	10	7.26	6.87	10.00	1.00
	14	Timeliness of funding to complex emergencies	22	2.03	6.29	10.00	1.00
	15	Timeliness of funding to sudden onset disasters	4	7.63	5.32	10.00	1.00
	16	Generosity and burden sharing	20	1.26	4.45	10.00	1.00
	17	Equitable distribution of funding in accordance to needs in the crisis	17	6.27	6.87	10.00	1.00
	18	Equitable distribution of funding against level of crisis and vulnerability	18	7.60	8.70	10.00	1.00
		<b>Pillar Total</b>	<b>19</b>	<b>6.36</b>	<b>6.90</b>	<b>7.86</b>	<b>3.90</b>
Pillar 2	19	Mainstreaming risk reduction and prevention into the response	20	5.71	6.54	7.17	4.95
	20	Crisis prevention and preparedness measures	22	4.91	6.32	7.27	4.91
	21	Strengthening local community capacity for disaster and crisis preparedness	14	6.94	7.04	7.93	5.88
	22	Supporting the transition between relief, early recovery and development	20	5.28	5.98	7.04	5.02
	23	Building local capacity to work with humanitarian actors	17	6.07	6.75	7.53	5.14
	24	Funding local capacity	14	2.18	3.12	10.00	1.00
	25	Funding international disaster risk mitigation mechanisms	14	2.76	3.80	10.00	1.00
		<b>Pillar Total</b>	<b>20</b>	<b>4.84</b>	<b>5.63</b>	<b>6.97</b>	<b>4.30</b>
Pillar 3	26	Adapting to changing needs	17	6.25	6.46	7.57	5.13
	27	Reliability	22	5.49	7.36	8.19	5.49
	28	Coordination	21	6.28	7.06	8.00	4.54
	29	Advocacy for local and government authorities to carry out their responsibilities	22	5.41	6.78	8.80	5.41
	30	Support local and government authorities' coordination capacity	16	5.54	5.73	6.48	4.22
	31	Respect for the roles of the different components of the humanitarian sector	13	7.85	7.92	8.86	6.70
	32	Conditionality that does not comprise humanitarian action	22	5.98	7.32	8.98	5.98
	33	Flexibility	20	5.89	6.76	8.09	5.60
	34	Longer-term funding arrangements	18	4.35	4.78	6.29	3.50
	35	Strengthening humanitarian response capacity	19	5.05	5.51	6.20	4.17
	36	Funding UN coordination mechanisms and common services	16	1.27	3.28	10.00	1.00
	37	Funding to NGOs	22	1.42	4.80	10.00	1.00
	38	Funding to CERF and other quick disbursement mechanisms	17	1.36	5.61	10.00	1.00
	39	Un-earmarked funding	19	1.78	3.62	10.00	1.00
40	Funding UN Consolidated Inter-Agency Appeals	15	3.73	6.34	10.00	1.00	
41	Funding IFRC and ICRC Appeals	16	3.21	6.88	10.00	1.00	
		<b>Pillar Total</b>	<b>22</b>	<b>4.43</b>	<b>6.02</b>	<b>7.77</b>	<b>4.22</b>
Pillar 4	42	Protection	20	6.96	7.62	8.60	5.95
	43	Advocacy for the respect for human rights	19	6.76	6.92	8.05	6.17
	44	Advocacy for the respect for and implementation of IHL	22	5.99	7.13	8.75	5.99
	45	Supporting needs of refugees	20	5.79	7.08	9.05	5.50
	46	Supporting needs of internally displaced persons	19	6.56	7.15	8.33	6.18
	47	Facilitating safe humanitarian access	22	5.43	6.57	7.35	5.43
	48	Respect for international humanitarian law	16	5.20	5.87	10.00	1.00
	49	Respect for human rights law	20	3.35	6.50	10.00	1.00
	50	Implementation of refugee law	18	2.33	4.64	10.00	1.00
			<b>Pillar Total</b>	<b>21</b>	<b>5.38</b>	<b>6.62</b>	<b>8.31</b>
Pillar 5	51	Accountability towards affected populations	18	5.84	6.20	7.58	4.53
	52	Transparency of funding and decision-making processes	21	4.60	5.75	7.54	4.50
	53	Evaluations of partners' programmes	19	6.45	6.69	8.26	5.50
	54	Support for monitoring and evaluation	20	6.61	6.87	7.93	6.22
	55	Use of recommendations from evaluations	22	4.88	6.00	7.09	4.88
	56	Promotion of good practice and quality standards	16	7.86	7.91	8.91	7.07
	57	Monitoring adherence to quality standards.	18	5.61	6.26	7.53	4.85
	58	Reporting requirements for humanitarian actors	18	7.46	7.78	8.40	6.68
	59	Participation and support for accountability initiatives	19	1.87	4.07	10.00	1.00
	60	Conducting evaluations	22	1.00	6.71	10.00	1.00
		<b>Pillar Total</b>	<b>21</b>	<b>5.22</b>	<b>6.43</b>	<b>7.60</b>	<b>3.74</b>

## Italy: ten main strengths



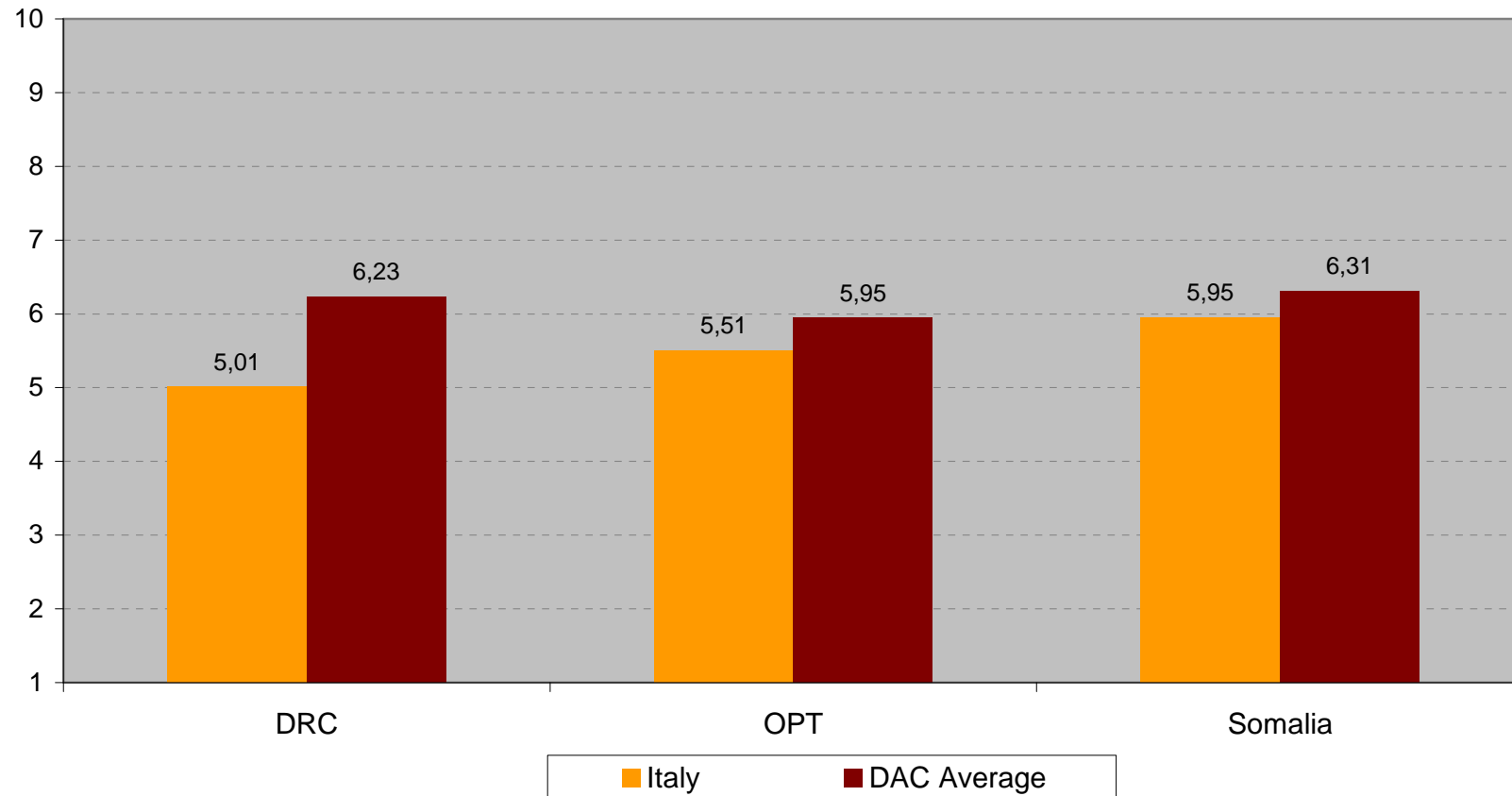
**Note:** This graph compares the ten highest scored indicators for Italy compared to the highest and lowest scores in the DAC group.

## Italy scores by pillar



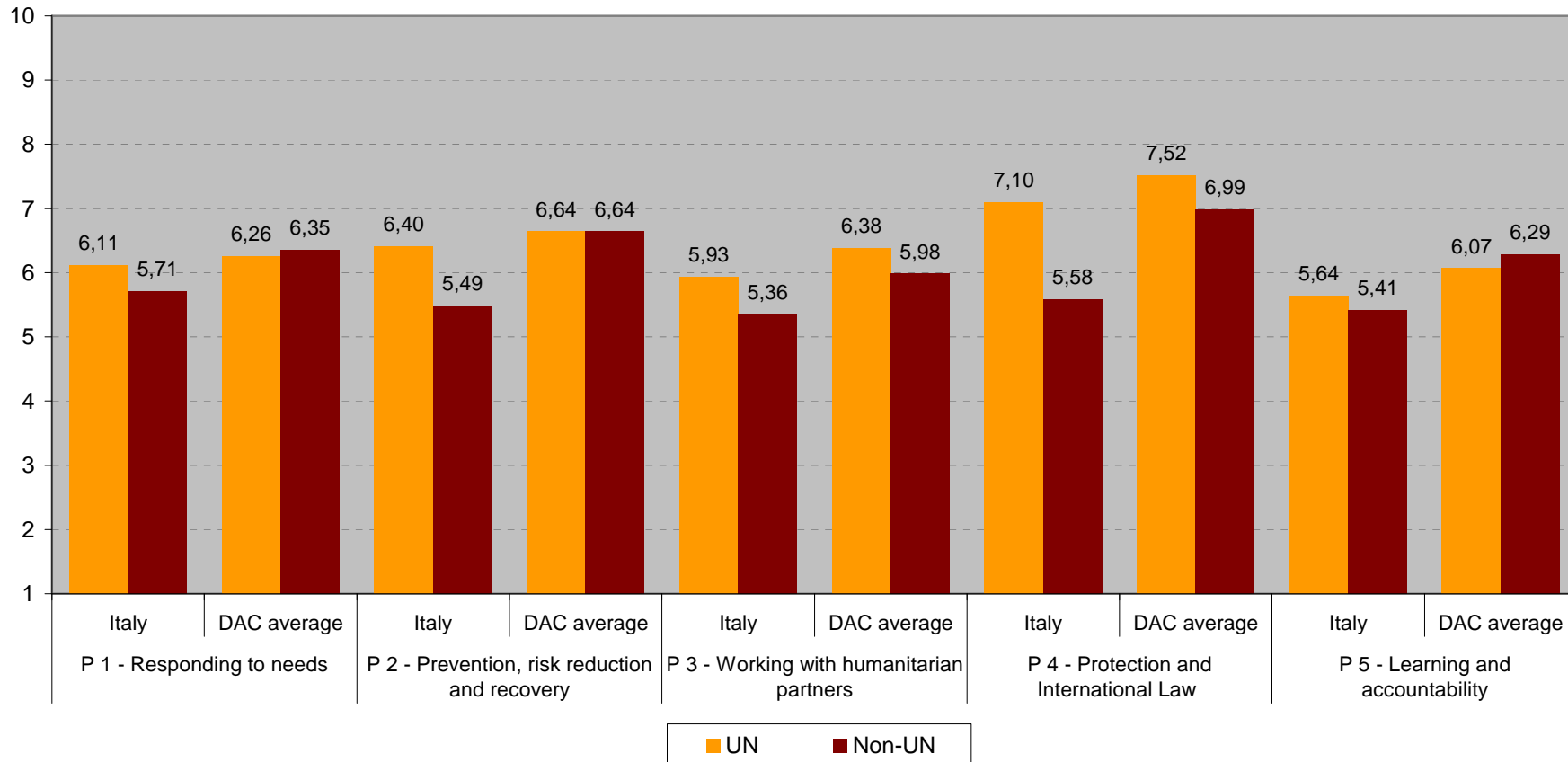
**Note:** This graph compares the average scores by pillar for Italy compared to the highest and lowest scores by pillar in the DAC group.

## Italy: Comparison of overall survey scores in selected crises



**Note:** This graph compares the HRI 2009 survey scores for Italy compared to the overall DAC average. Data is from 38 survey responses (of a total of 60) from organisations that received funding from Italy (only crises with a minimum of 8 responses are included). Data is not disaggregated in order to protect the confidentiality of respondents.

## Italy: Comparison of survey responses by type of organisation



**Note:** This graph compares HRI 2009 average survey responses by pillar of UN agencies versus non-UN agencies (includes INGOs, local NGOs and Red Cross Red Crescent) compared against overall DAC averages. Data is based on responses from 26 organisations funded by Italy in 13 crises (9 UN agencies, and 17 non-UN organisations).