

THE
HUMANITARIAN
RESPONSE
INDEX 2009

DARA

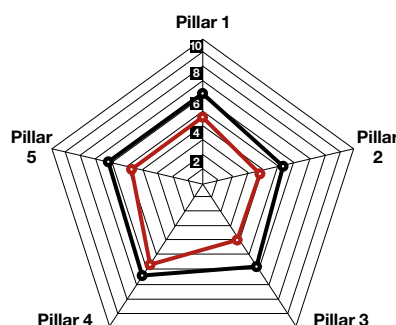
Donor profile: Greece



© Copyright 2010
by DARA

Greece

HRI 2009 Ranking: 22nd



HRI 2009 scores by pillar

- Pillar 1** Responding to needs
- Pillar 2** Prevention, risk reduction and recovery
- Pillar 3** Working with humanitarian partners
- Pillar 4** Protection and International Law
- Pillar 5** Learning and accountability

- Greece
- OECD-DAC average

Greece received an overall ranking of 22nd in this year's HRI. It showed slight improvement in its ranking for Pillar 4 (Protection and International Law), moving from 22nd to 19th. Its next best ranking by pillar was for Pillar 1 (Responding to needs) at 21st followed by a ranking of 22nd in Pillar 2 (Prevention, risk reduction and recovery). Performance in Pillar 3 (Working with humanitarian partners) and Pillar 5 (Learning and accountability) remained at the bottom of the donor list (23rd). Greece's ranking for generosity and burden sharing was 17th among the donor group.

By indicator, Greece ranked well for non-discrimination in humanitarian action (5th), along with the indicators for support unaffected by other crises (4th), and for assistance

free of conditionality that compromises humanitarian action (7th). It ranked 9th among the donors with regards to maintaining independence from non-humanitarian objectives, for equitable distribution of funding to different crisis countries, and equitable distribution of funding in accordance to the needs in the crisis, but its rankings were consistently low across nearly all other indicators in the HRI. For example, it ranked 22nd for needs assessments, needs-based response and funding based on needs assessments, three critical indicators to ensure that assistance is in accordance to needs. Greece performed well below the overall donor average in all of the crises studied this year.

HRI 2009 results

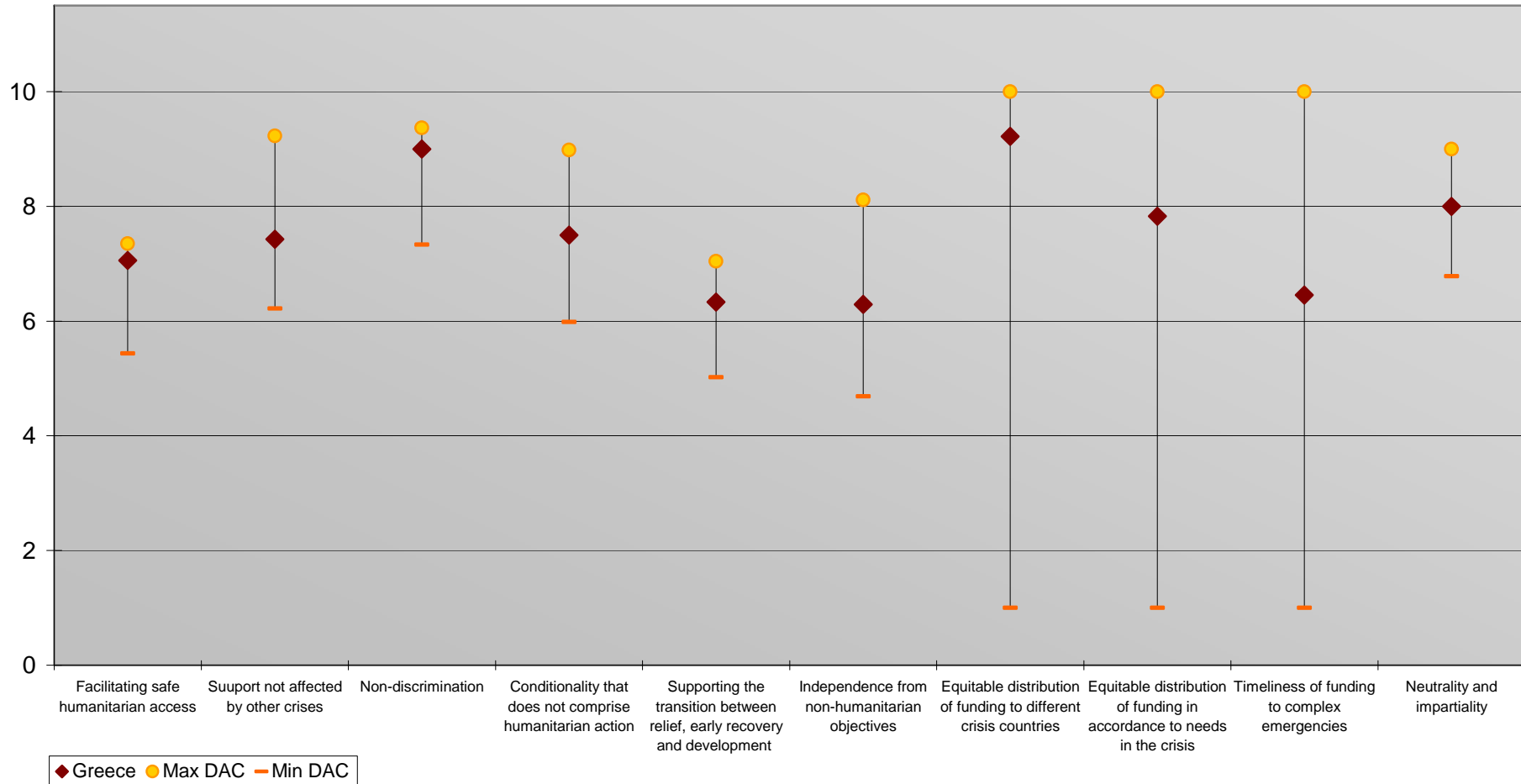
Highest scores	Score*	Rank**
Responding to needs		
Equitable distribution of funding to different crisis countries	9.22	9
Non-discrimination	9.00	5
Neutrality and impartiality	8.00	14
Saving lives and maintaining human dignity	7.92	19
Equitable distribution of funding in accordance to needs in the crisis	7.83	9

* Based on HRI ten-point scale
 ** Ranking in comparison to peers

Lowest scores	Score*	Rank**
Prevention, risk reduction and recovery		
Funding international disaster risk mitigation mechanisms	1.00	18
Working with humanitarian partners		
Funding UN coordination mechanisms and common services	1.20	17
Funding to CERF and other quick disbursement mechanisms	1.13	19
Learning and accountability		
Participation and support for accountability initiatives	1.20	20
Conducting evaluations	1.00	22

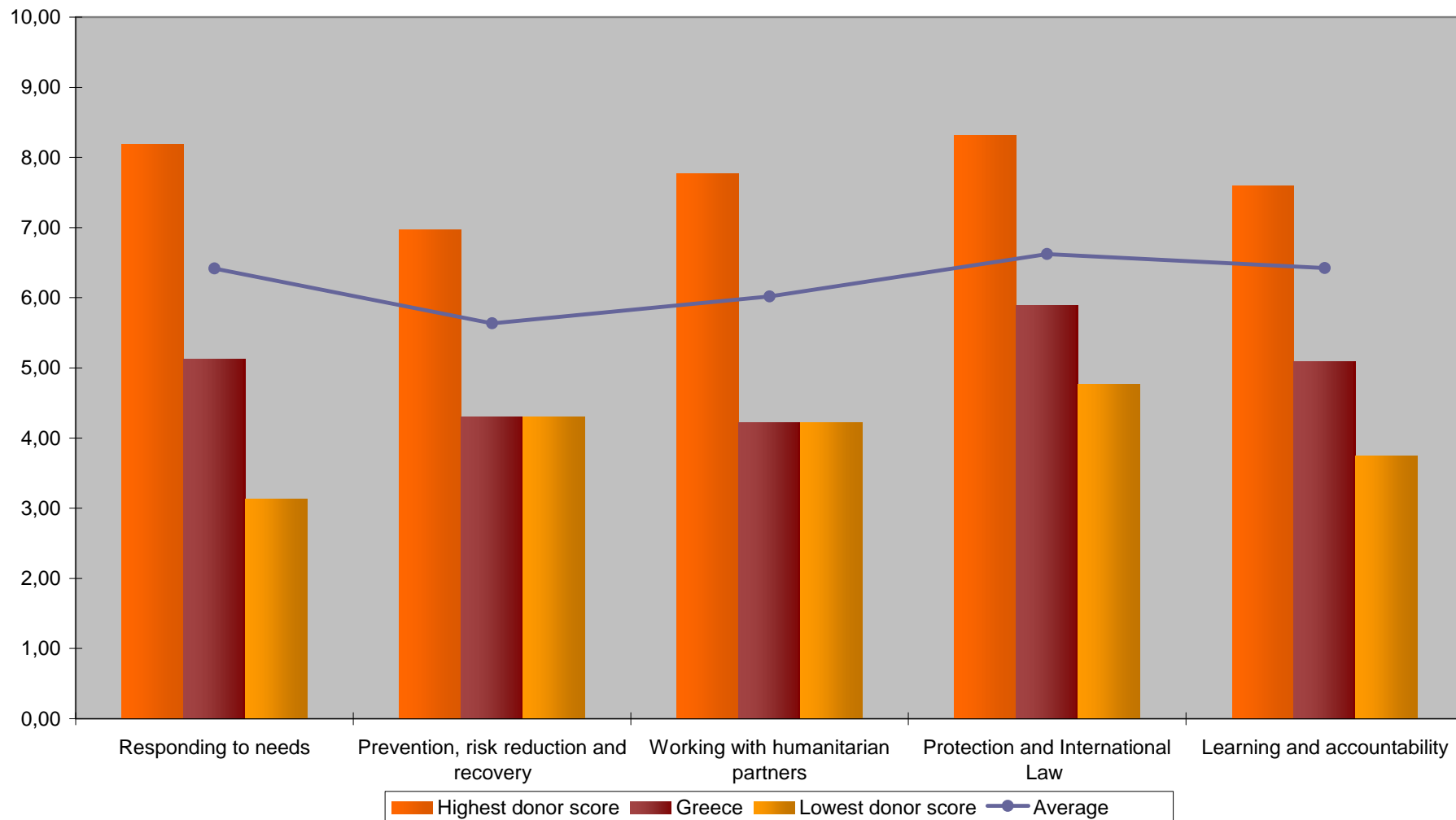
HRI Indicator			Greece		DAC	Max	Min
			Rank	Score	Average	DAC	DAC
Pillar 1	1	Saving lives and maintaining human dignity	19	7.92	8.15	8.92	7.31
	2	Neutrality and impartiality	14	8.00	7.85	9.00	6.78
	3	Non-discrimination	5	9.00	8.31	9.37	7.33
	4	Independence from non-humanitarian objectives	9	6.29	5.95	8.11	4.69
	5	Needs-based responses	22	6.67	8.05	8.94	6.67
	6	Assessing needs	22	5.23	6.58	8.06	5.23
	7	Funding decisions based on needs assessments	22	6.04	7.44	8.23	6.04
	8	Support not affected by other crises	4	7.43	7.15	9.23	6.22
	9	Beneficiary involvement	22	4.88	6.65	7.91	4.88
	10	Donor capacity for informed decision-making	22	4.20	6.28	7.83	4.20
	11	Timeliness of funding	21	5.33	6.42	7.54	5.06
	12	Equitable distribution of funding to different crisis countries	9	9.22	6.76	10.00	1.00
	13	Funding to forgotten emergencies and those with low media coverage	21	5.00	6.87	10.00	1.00
	14	Timeliness of funding to complex emergencies	13	6.46	6.29	10.00	1.00
	15	Timeliness of funding to sudden onset disasters	21	1.85	5.32	10.00	1.00
	16	Generosity and burden sharing	17	1.36	4.45	10.00	1.00
	17	Equitable distribution of funding in accordance to needs in the crisis	9	7.83	6.87	10.00	1.00
	18	Equitable distribution of funding against level of crisis and vulnerability	21	7.05	8.70	10.00	1.00
		Pillar Total	21	6.10	6.90	7.86	3.90
Pillar 2	19	Mainstreaming risk reduction and prevention into the response	22	4.95	6.54	7.17	4.95
	20	Crisis prevention and preparedness measures	21	5.50	6.32	7.27	4.91
	21	Strengthening local community capacity for disaster and crisis preparedness	21	5.89	7.04	7.93	5.88
	22	Supporting the transition between relief, early recovery and development	8	6.33	5.98	7.04	5.02
	23	Building local capacity to work with humanitarian actors	22	5.14	6.75	7.53	5.14
	24	Funding local capacity	20	1.30	3.12	10.00	1.00
	25	Funding international disaster risk mitigation mechanisms	18	1.00	3.80	10.00	1.00
		Pillar Total	23	4.30	5.63	6.97	4.30
Pillar 3	26	Adapting to changing needs	21	5.23	6.46	7.57	5.13
	27	Reliability	21	5.86	7.36	8.19	5.49
	28	Coordination	22	4.54	7.06	8.00	4.54
	29	Advocacy for local and government authorities to carry out their responsibilities	21	5.50	6.78	8.80	5.41
	30	Support local and government authorities' coordination capacity	21	4.86	5.73	6.48	4.22
	31	Respect for the roles of the different components of the humanitarian sector	22	6.70	7.92	8.86	6.70
	32	Conditionality that does not comprise humanitarian action	7	7.50	7.32	8.98	5.98
	33	Flexibility	16	6.59	6.76	8.09	5.60
	34	Longer-term funding arrangements	22	3.50	4.78	6.29	3.50
	35	Strengthening humanitarian response capacity	22	4.17	5.51	6.20	4.17
	36	Funding UN coordination mechanisms and common services	17	1.20	3.28	10.00	1.00
	37	Funding to NGOs	19	3.02	4.80	10.00	1.00
	38	Funding to CERF and other quick disbursement mechanisms	19	1.13	5.61	10.00	1.00
	39	Un-earmarked funding	18	2.07	3.62	10.00	1.00
40	Funding UN Consolidated Inter-Agency Appeals	18	2.78	6.34	10.00	1.00	
41	Funding IFRC and ICRC Appeals	18	2.88	6.88	10.00	1.00	
		Pillar Total	23	4.22	6.02	7.77	4.22
Pillar 4	42	Protection	22	5.95	7.62	8.60	5.95
	43	Advocacy for the respect for human rights	21	6.59	6.92	8.05	6.17
	44	Advocacy for the respect for and implementation of IHL	14	7.00	7.13	8.75	5.99
	45	Supporting needs of refugees	19	6.13	7.08	9.05	5.50
	46	Supporting needs of internally displaced persons	20	6.56	7.15	8.33	6.18
	47	Facilitating safe humanitarian access	3	7.06	6.57	7.35	5.43
	48	Respect for international humanitarian law	18	5.11	5.87	10.00	1.00
	49	Respect for human rights law	14	6.55	6.50	10.00	1.00
	50	Implementation of refugee law	21	2.06	4.64	10.00	1.00
			Pillar Total	19	5.89	6.62	8.31
Pillar 5	51	Accountability towards affected populations	21	5.29	6.20	7.58	4.53
	52	Transparency of funding and decision-making processes	20	4.67	5.75	7.54	4.50
	53	Evaluations of partners' programmes	21	6.00	6.69	8.26	5.50
	54	Support for monitoring and evaluation	21	6.46	6.87	7.93	6.22
	55	Use of recommendations from evaluations	20	5.25	6.00	7.09	4.88
	56	Promotion of good practice and quality standards	21	7.33	7.91	8.91	7.07
	57	Monitoring adherence to quality standards.	15	6.21	6.26	7.53	4.85
	58	Reporting requirements for humanitarian actors	19	7.45	7.78	8.40	6.68
	59	Participation and support for accountability initiatives	20	1.20	4.07	10.00	1.00
	60	Conducting evaluations	22	1.00	6.71	10.00	1.00
		Pillar Total	22	5.09	6.43	7.60	3.74

Greece: ten main strengths



Note: This graph compares the ten highest scored indicators for Greece compared to the highest and lowest scores in the DAC group.

Greece scores by pillar



Note: This graph compares the average scores by pillar for Greece compared to the highest and lowest scores by pillar in the DAC group.