

THE
HUMANITARIAN
RESPONSE
INDEX 2009

DARA

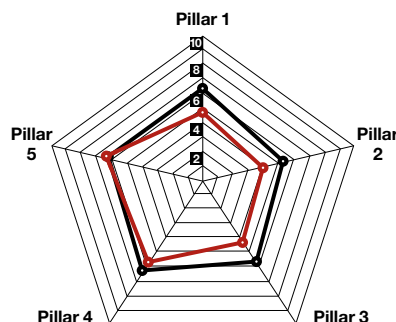
Donor profile: France



© Copyright 2010
by DARA

France

HRI 2009 Ranking: 20th



HRI 2009 scores by pillar

- Pillar 1** Responding to needs
- Pillar 2** Prevention, risk reduction and recovery
- Pillar 3** Working with humanitarian partners
- Pillar 4** Protection and International Law
- Pillar 5** Learning and accountability

- France
- OECD-DAC average

France ranked 20th among the donors in the HRI 2008 and again in the HRI 2009. France's rankings by pillar were among the lowest in the donor group. Its highest ranking was 13th in Pillar 5 (Learning and accountability), largely due to the indicator on conducting evaluations, where it ranked 1st. This is followed by an 18th place ranking in Pillar 4 (Protection and International Law) and 20th position in Pillar 3 (Working with humanitarian partners). In Pillars 1 (Responding to needs) and 2 (Prevention, risk reduction and recovery), France ranked 22nd. In terms of generosity and burden sharing, France rated 21st compared with the rest of the OECD-DAC group.

France's rankings in nearly all of the HRI's quantitative and qualitative indicators were among the lowest compared with its peers. In key indicators such as neutrality and impartiality, independence from non-humanitarian objectives, assessing needs,

timeliness of funding to complex emergencies, supporting the transition between relief, recovery and development, and longer-term funding arrangements, France ranked 21st. It also scored well below average in respect for international humanitarian law (20th), crisis prevention and preparedness (20th), funding local capacity (22nd) and conditionality of aid (20th), funding to CERF and other quick disbursement mechanisms (20th) and funding to UN consolidated appeals (20th). On a positive note, France was the third best donor in terms of timeliness of funding to sudden onset disasters, 7th for un-earmarked funding, and 9th for respect for human rights law and use of recommendations from evaluations. France performed well below the overall donor average in all of the crises studied for this year's HRI, with the exception of Chad, where it rated close to average.

HRI 2009 results

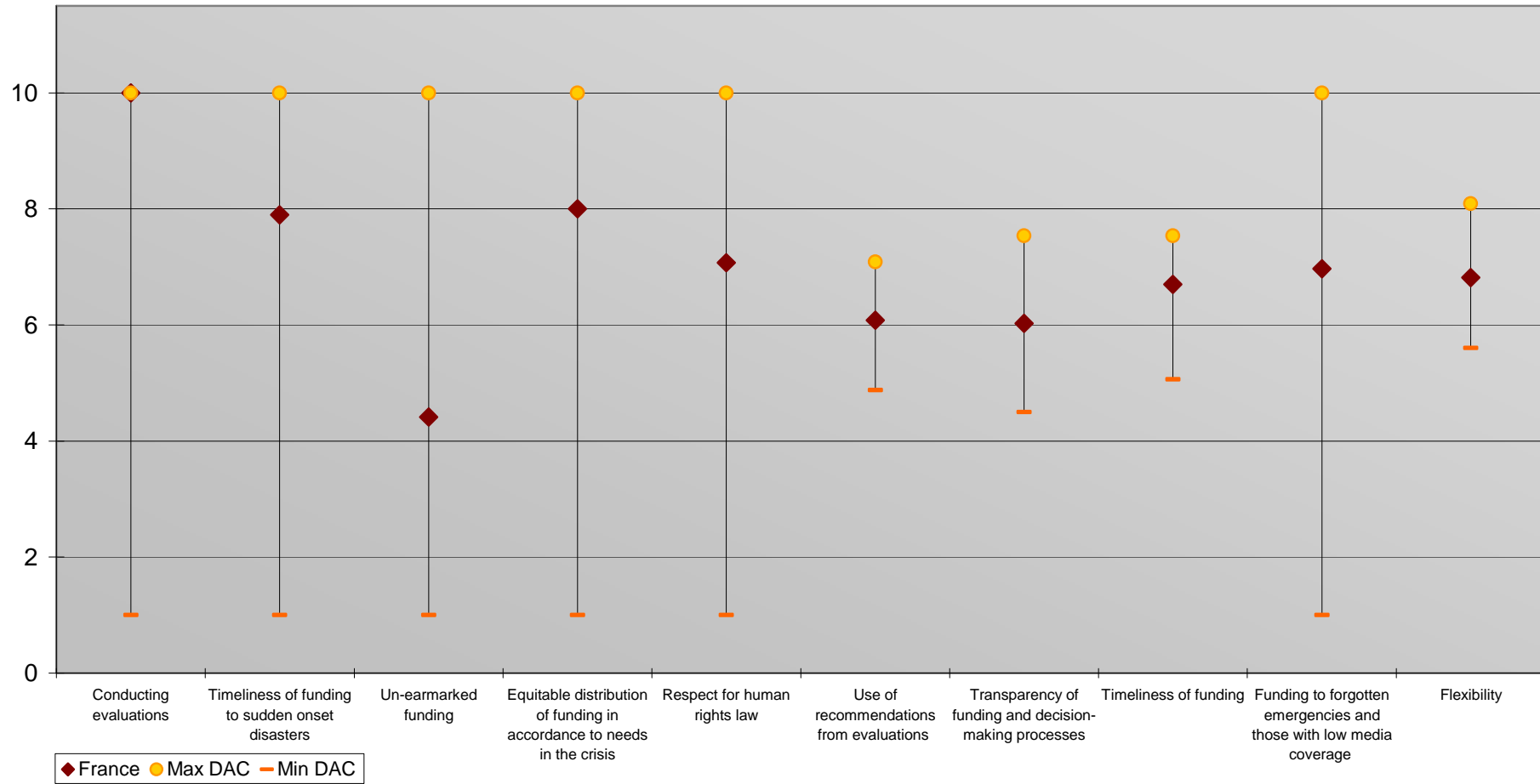
Highest scores	Score*	Rank**
Responding to needs		
Equitable distribution of funding against level of crisis and vulnerability	9.17	15
Non-discrimination	8.11	19
Equitable distribution of funding in accordance to needs in the crisis	8.00	8
Saving lives and maintaining human dignity	7.93	18
Learning and accountability		
Conducting evaluations	10.00	1

* Based on HRI ten-point scale
 ** Ranking in comparison to peers

Lowest scores	Score*	Rank**
Responding to needs		
Generosity and burden sharing	1.04	21
Equitable distribution of funding to different crisis countries	1.00	17
Prevention, risk reduction and recovery		
Funding local capacity	1.11	22
Funding international disaster risk mitigation mechanisms	1.00	18
Working with humanitarian partners		
Funding UN coordination mechanisms and common services	1.06	19

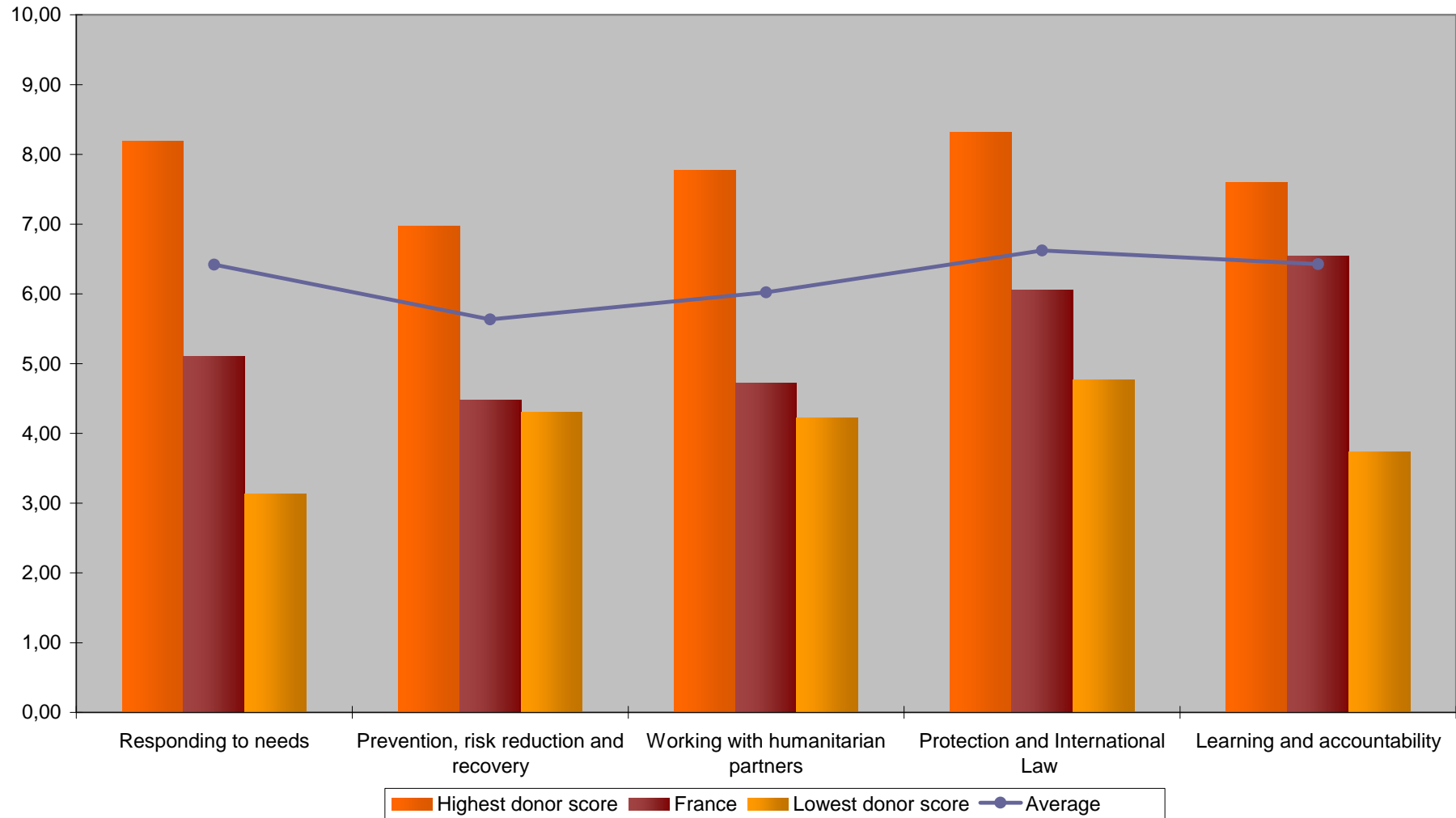
HRI Indicator			France		DAC Average	Max DAC	Min DAC
			Rank	Score			
Pillar 1	1	Saving lives and maintaining human dignity	18	7.93	8.15	8.92	7.31
	2	Neutrality and impartiality	21	7.20	7.85	9.00	6.78
	3	Non-discrimination	19	8.11	8.31	9.37	7.33
	4	Independence from non-humanitarian objectives	21	4.77	5.95	8.11	4.69
	5	Needs-based responses	16	7.86	8.05	8.94	6.67
	6	Assessing needs	21	5.38	6.58	8.06	5.23
	7	Funding decisions based on needs assessments	20	6.70	7.44	8.23	6.04
	8	Support not affected by other crises	15	6.86	7.15	9.23	6.22
	9	Beneficiary involvement	13	6.96	6.65	7.91	4.88
	10	Donor capacity for informed decision-making	18	5.50	6.28	7.83	4.20
	11	Timeliness of funding	12	6.70	6.42	7.54	5.06
	12	Equitable distribution of funding to different crisis countries	17	1.00	6.76	10.00	1.00
	13	Funding to forgotten emergencies and those with low media coverage	12	6.97	6.87	10.00	1.00
	14	Timeliness of funding to complex emergencies	21	2.84	6.29	10.00	1.00
	15	Timeliness of funding to sudden onset disasters	3	7.90	5.32	10.00	1.00
	16	Generosity and burden sharing	21	1.04	4.45	10.00	1.00
	17	Equitable distribution of funding in accordance to needs in the crisis	8	8.00	6.87	10.00	1.00
	18	Equitable distribution of funding against level of crisis and vulnerability	15	9.17	8.70	10.00	1.00
		Pillar Total	20	6.16	6.90	7.86	3.90
Pillar 2	19	Mainstreaming risk reduction and prevention into the response	21	5.66	6.54	7.17	4.95
	20	Crisis prevention and preparedness measures	20	5.72	6.32	7.27	4.91
	21	Strengthening local community capacity for disaster and crisis preparedness	19	6.77	7.04	7.93	5.88
	22	Supporting the transition between relief, early recovery and development	21	5.23	5.98	7.04	5.02
	23	Building local capacity to work with humanitarian actors	18	5.88	6.75	7.53	5.14
	24	Funding local capacity	22	1.11	3.12	10.00	1.00
	25	Funding international disaster risk mitigation mechanisms	18	1.00	3.80	10.00	1.00
		Pillar Total	22	4.48	5.63	6.97	4.30
Pillar 3	26	Adapting to changing needs	19	5.96	6.46	7.57	5.13
	27	Reliability	16	6.97	7.36	8.19	5.49
	28	Coordination	20	6.31	7.06	8.00	4.54
	29	Advocacy for local and government authorities to carry out their responsibilities	17	6.40	6.78	8.80	5.41
	30	Support local and government authorities' coordination capacity	17	5.37	5.73	6.48	4.22
	31	Respect for the roles of the different components of the humanitarian sector	19	7.41	7.92	8.86	6.70
	32	Conditionality that does not comprise humanitarian action	20	6.54	7.32	8.98	5.98
	33	Flexibility	12	6.82	6.76	8.09	5.60
	34	Longer-term funding arrangements	21	3.81	4.78	6.29	3.50
	35	Strengthening humanitarian response capacity	18	5.09	5.51	6.20	4.17
	36	Funding UN coordination mechanisms and common services	19	1.06	3.28	10.00	1.00
	37	Funding to NGOs	12	4.30	4.80	10.00	1.00
	38	Funding to CERF and other quick disbursement mechanisms	20	1.12	5.61	10.00	1.00
	39	Un-earmarked funding	7	4.41	3.62	10.00	1.00
40	Funding UN Consolidated Inter-Agency Appeals	20	1.86	6.34	10.00	1.00	
41	Funding IFRC and ICRC Appeals	19	2.19	6.88	10.00	1.00	
		Pillar Total	20	4.73	6.02	7.77	4.22
Pillar 4	42	Protection	17	7.29	7.62	8.60	5.95
	43	Advocacy for the respect for human rights	17	6.89	6.92	8.05	6.17
	44	Advocacy for the respect for and implementation of IHL	19	6.70	7.13	8.75	5.99
	45	Supporting needs of refugees	16	6.39	7.08	9.05	5.50
	46	Supporting needs of internally displaced persons	14	6.86	7.15	8.33	6.18
	47	Facilitating safe humanitarian access	20	5.73	6.57	7.35	5.43
	48	Respect for international humanitarian law	20	4.75	5.87	10.00	1.00
	49	Respect for human rights law	9	7.07	6.50	10.00	1.00
	50	Implementation of refugee law	17	2.82	4.64	10.00	1.00
			Pillar Total	18	6.06	6.62	8.31
Pillar 5	51	Accountability towards affected populations	19	5.77	6.20	7.58	4.53
	52	Transparency of funding and decision-making processes	11	6.03	5.75	7.54	4.50
	53	Evaluations of partners' programmes	15	6.72	6.69	8.26	5.50
	54	Support for monitoring and evaluation	19	6.62	6.87	7.93	6.22
	55	Use of recommendations from evaluations	9	6.08	6.00	7.09	4.88
	56	Promotion of good practice and quality standards	19	7.69	7.91	8.91	7.07
	57	Monitoring adherence to quality standards.	17	6.09	6.26	7.53	4.85
	58	Reporting requirements for humanitarian actors	13	7.79	7.78	8.40	6.68
	59	Participation and support for accountability initiatives	15	2.60	4.07	10.00	1.00
	60	Conducting evaluations	1	10.00	6.71	10.00	1.00
		Pillar Total	13	6.54	6.43	7.60	3.74

France: ten main strengths



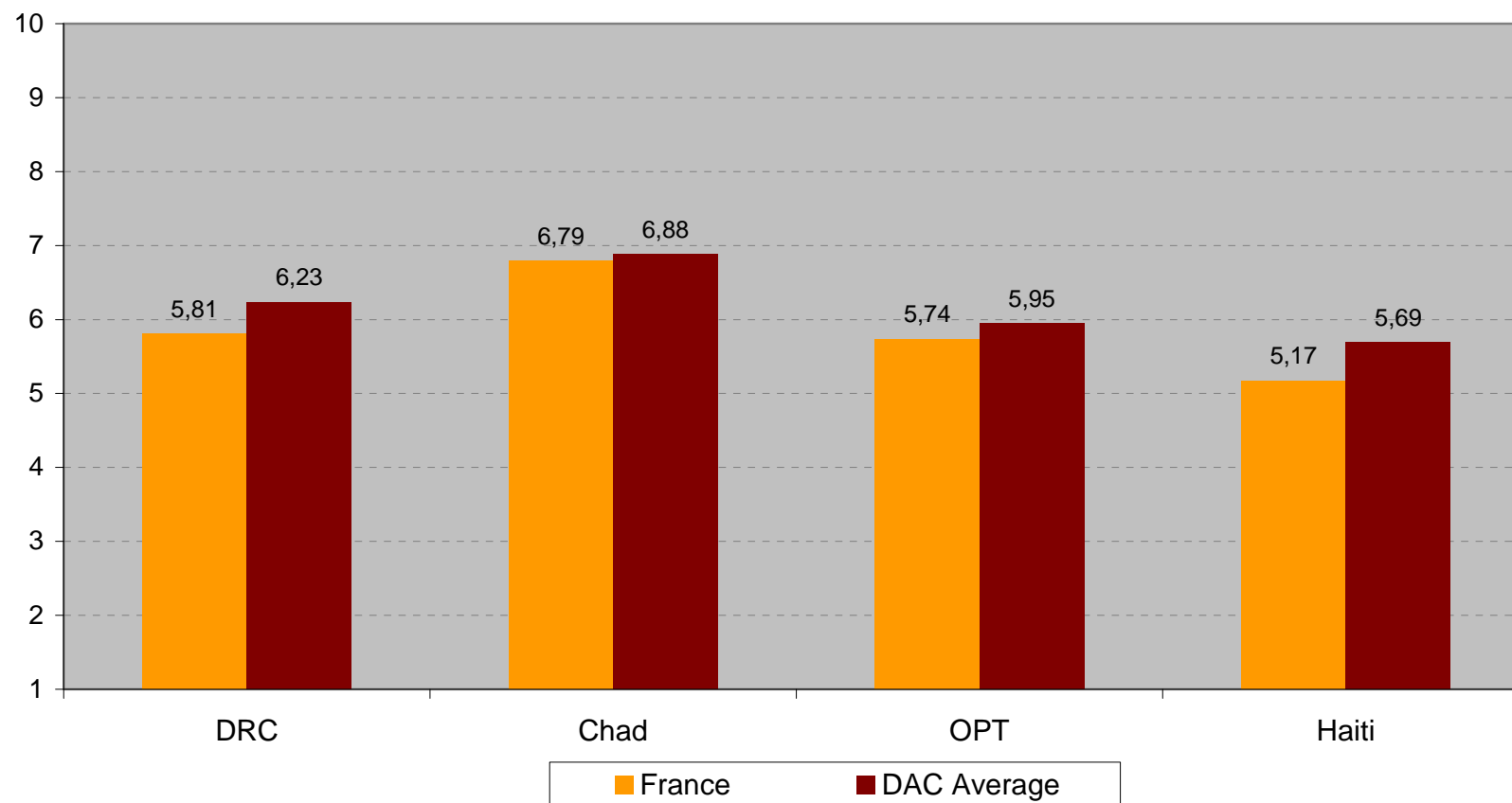
Note: This graph compares the ten highest scored indicators for France compared to the highest and lowest scores in the DAC group.

France scores by pillar



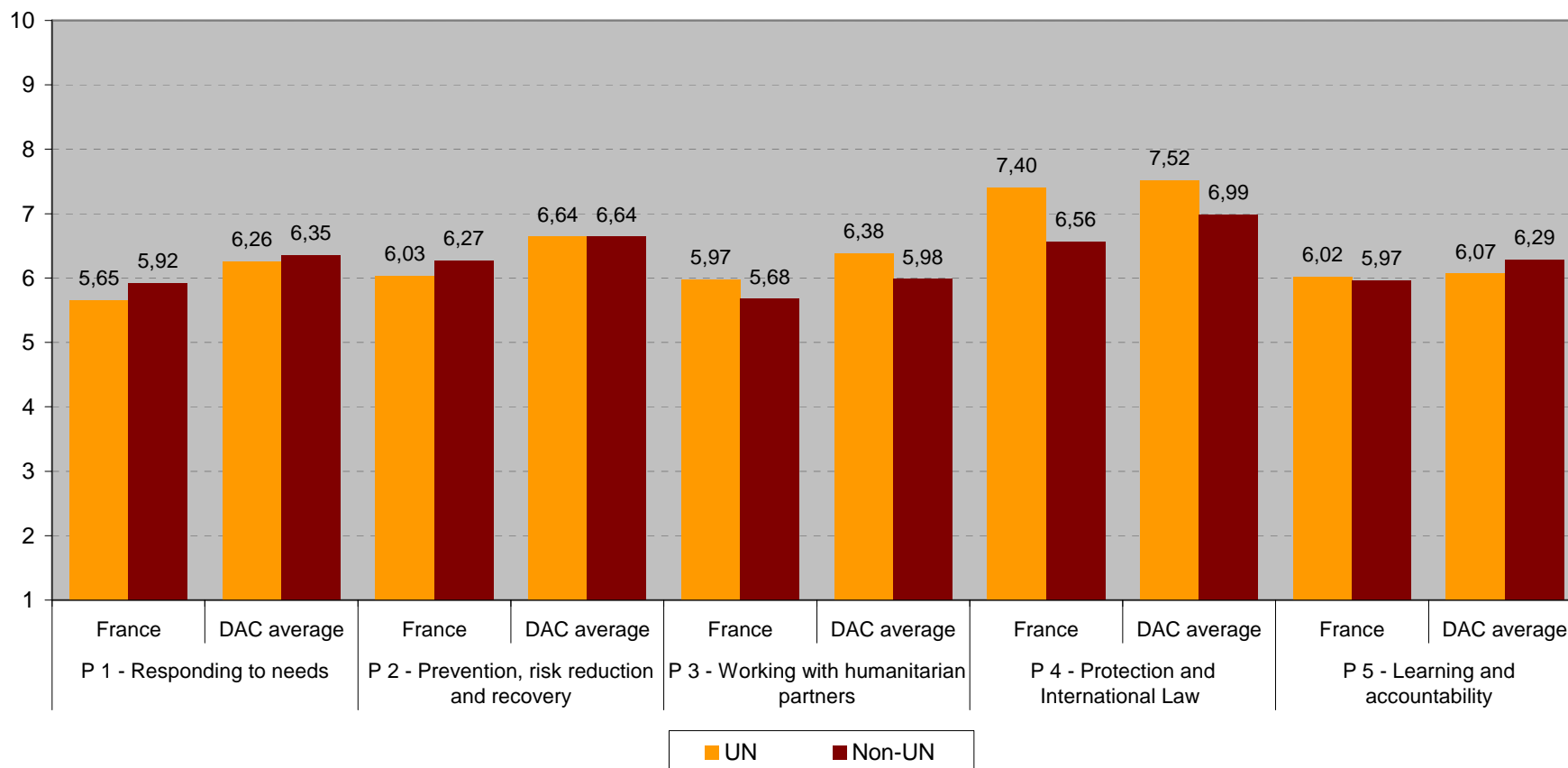
Note: This graph compares the average scores by pillar for France compared to the highest and lowest scores by pillar in the DAC group.

France: Comparison of overall survey scores in selected crises



Note: This graph compares the HRI 2009 survey scores for France compared to the overall DAC average. Data is from 48 survey responses (of a total of 68 from organisations that received funding from France (only crises with a minimum of 8 responses are included). Data is not disaggregated in order to protect the confidentiality of respondents.

France: Comparison of survey responses by type of organisation



Note: This graph compares HRI 2009 average survey responses by pillar of UN agencies versus non-UN agencies (includes INGOs, local NGOs and Red Cross Red Crescent) compared against overall DAC averages. Data is based on a total of 66 responses in 12 crises (18 UN agencies, and 48 non-UN organisations).