

THE
HUMANITARIAN
RESPONSE
INDEX 2009

DARA

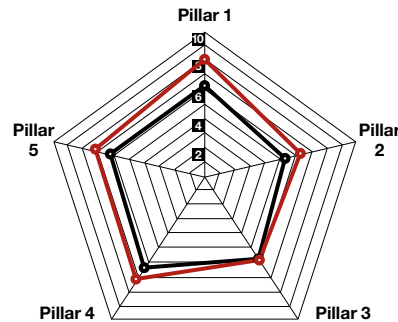
Donor profile:
European Commission



© Copyright 2010
by DARA

European Commission

HRI 2009 Ranking: 5th



HRI 2009 scores by pillar

- Pillar 1** Responding to needs
- Pillar 2** Prevention, risk reduction and recovery
- Pillar 3** Working with humanitarian partners
- Pillar 4** Protection and International Law
- Pillar 5** Learning and accountability

- **European Commission**
- **OECD-DAC average**

The European Commission maintained its 5th place ranking this year compared with last year. In the rankings by pillar, there was little variation from 2008. The EC scored highest in Pillars 2 (Prevention, risk reduction and recovery) and 5 (Learning and accountability), where it ranked 3rd. Its lowest ranking was in Pillar 3, where it obtained a ranking of 11th amongst the 23 donors assessed.

In terms of specific indicators, the EC ranked highest in several indicators, with 1st place rankings in indicators around timeliness of funding to complex emergencies and, not surprisingly, donor capacity for informed decision-making. The EC also did well in indicators for funding local capacity, support to local and government authorities' coordination capacity, adapting to changing needs, evaluations of programmes, with 2nd place rankings in each, and 3rd place rankings for beneficiary involvement, and transparency of decision-making.

The EC was among the lowest-ranked donors in indicators around flexibility of funding, un-earmarked funding, conditionality of aid, and for its reporting requirements, indicating that this is a consistent set of issues with its operational partners.

The EC's wide geographic coverage of many different crises is reflected in the number of survey responses gathered by the HRI, well above all other donors. However, it had mixed performance in the different crises studied in the HRI, with the best scores in Afghanistan and Georgia, and slightly above the overall donor average in Sri Lanka, Timor Leste, Ethiopia and Somalia. Its survey scores were below the overall donor average in Colombia, Haiti, Myanmar, Democratic Republic of the Congo and Chad.

HRI 2009 results

Highest scores	Score*	Rank**
Responding to needs		
Timeliness of funding to complex emergencies	10.00	1
Equitable distribution of funding against level of crisis and vulnerability	9.43	12
Equitable distribution of funding in accordance to needs in the crisis	9.14	2
Saving lives and maintaining human dignity	8.58	4
Learning and accountability		
Conducting evaluations	9.05	7

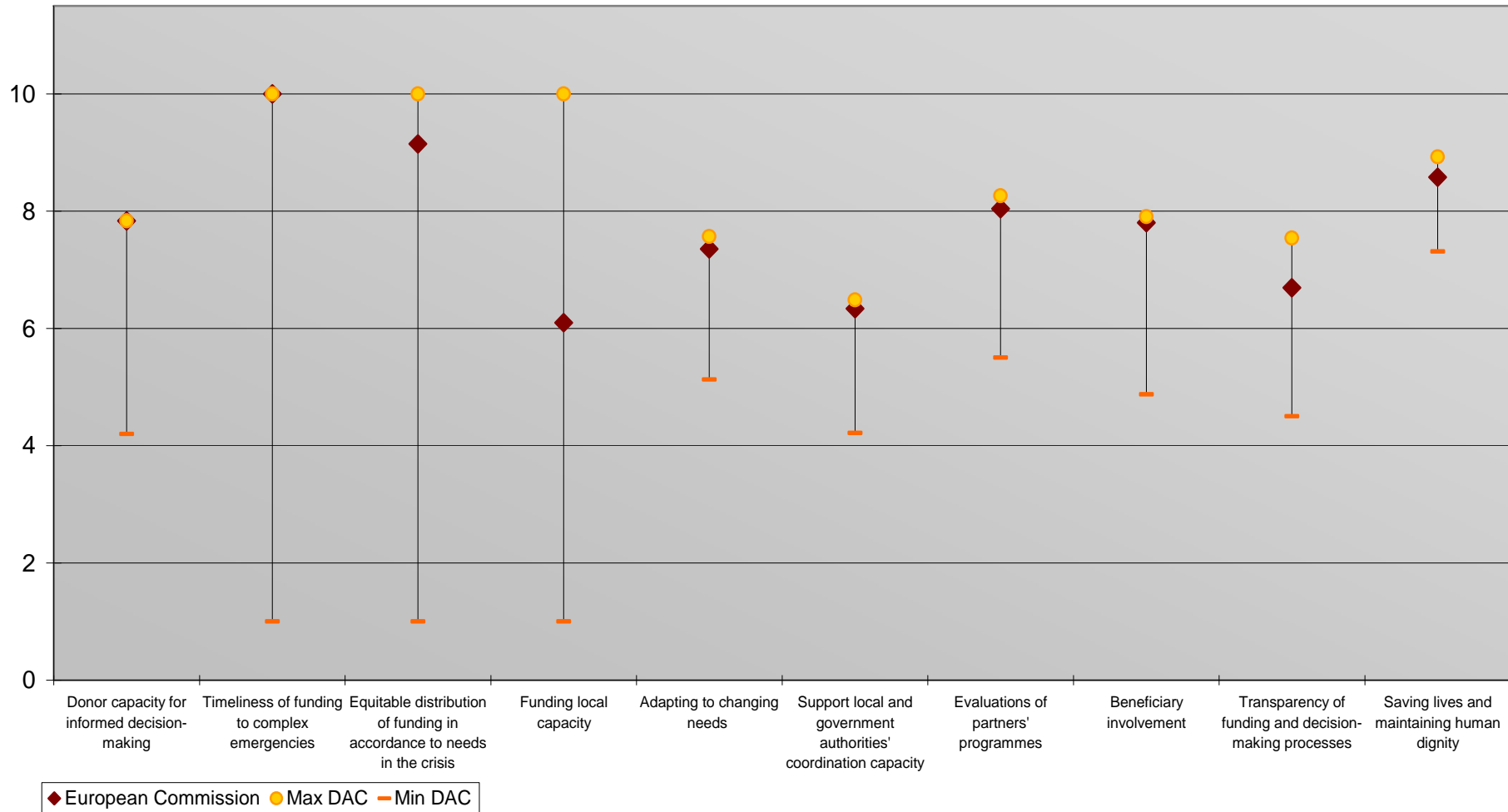
- * Based on HRI ten-point scale
- ** Ranking in comparison to peers

Lowest scores	Score*	Rank**
Responding to needs		
Assessing needs	5.67	18
Working with humanitarian partners		
Flexibility	5.60	22
Strengthening humanitarian response capacity	5.34	13
Longer-term funding arrangements	4.61	15
Un-earmarked funding	1.10	22

Note: as a collective body, the European Commission is not measured against several of the quantitative indicators, such as implementation of IHL or generosity.

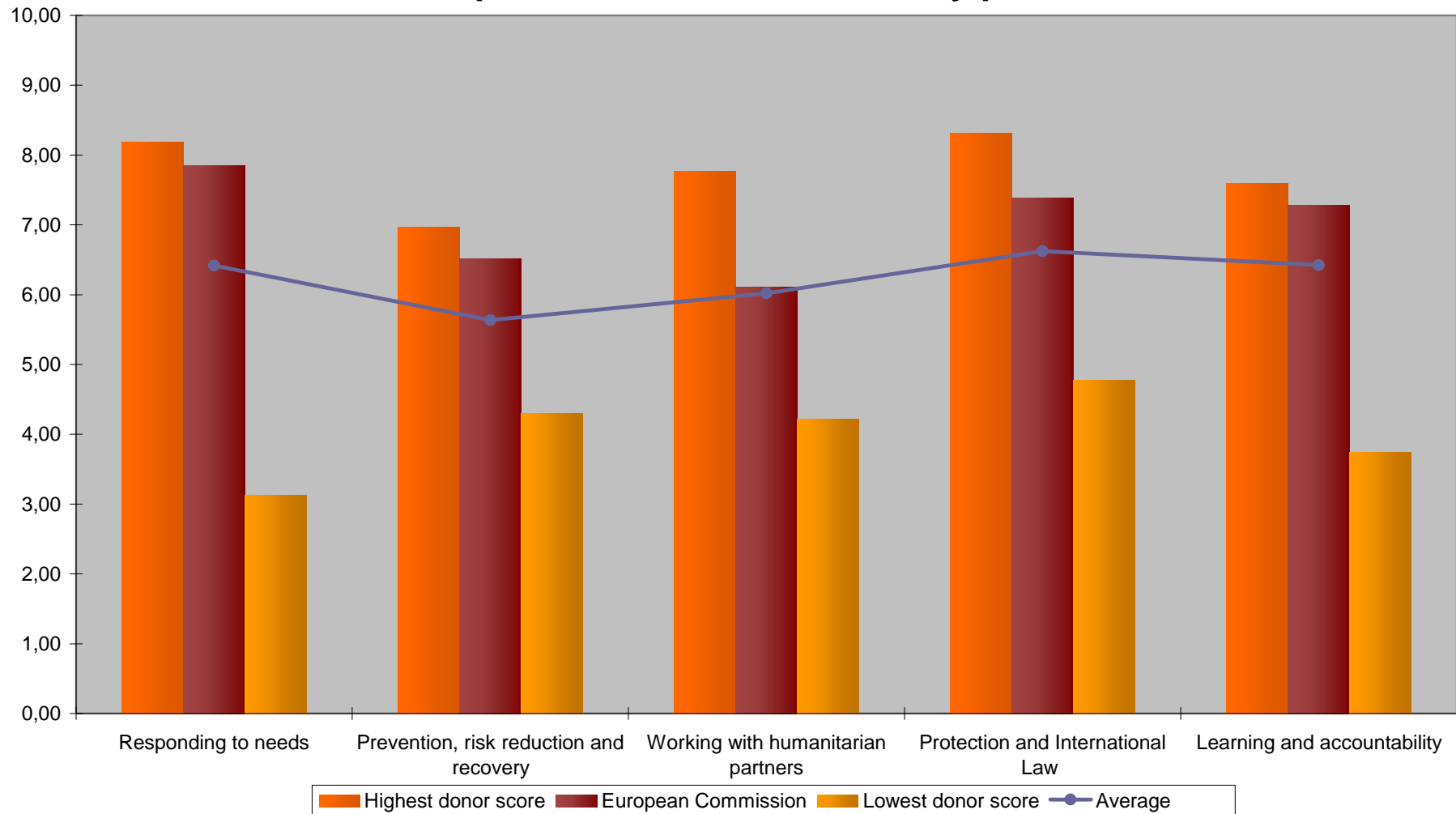
HRI Indicator			EC		DAC Average	Max DAC	Min DAC
			Rank	Score			
Pillar 1	1	Saving lives and maintaining human dignity	4	8.58	8.15	8.92	7.31
	2	Neutrality and impartiality	11	8.17	7.85	9.00	6.78
	3	Non-discrimination	17	8.39	8.31	9.37	7.33
	4	Independence from non-humanitarian objectives	11	6.25	5.95	8.11	4.69
	5	Needs-based responses	6	8.33	8.05	8.94	6.67
	6	Assessing needs	18	5.67	6.58	8.06	5.23
	7	Funding decisions based on needs assessments	9	7.79	7.44	8.23	6.04
	8	Support not affected by other crises	10	7.12	7.15	9.23	6.22
	9	Beneficiary involvement	3	7.80	6.65	7.91	4.88
	10	Donor capacity for informed decision-making	1	7.83	6.28	7.83	4.20
	11	Timeliness of funding	15	6.45	6.42	7.54	5.06
	12	Equitable distribution of funding to different crisis countries	N/A	n/a	6.76	10.00	1.00
	13	Funding to forgotten emergencies and those with low media coverage	7	7.96	6.87	10.00	1.00
	14	Timeliness of funding to complex emergencies	1	10.00	6.29	10.00	1.00
	15	Timeliness of funding to sudden onset disasters	8	6.78	5.32	10.00	1.00
	16	Generosity and burden sharing	N/A	n/a	4.45	10.00	1.00
	17	Equitable distribution of funding in accordance to needs in the crisis	2	9.14	6.87	10.00	1.00
	18	Equitable distribution of funding against level of crisis and vulnerability	12	9.43	8.70	10.00	1.00
		Pillar Total	1	7.86	6.90	7.86	3.90
Pillar 2	19	Mainstreaming risk reduction and prevention into the response	7	6.79	6.54	7.17	4.95
	20	Crisis prevention and preparedness measures	6	6.77	6.32	7.27	4.91
	21	Strengthening local community capacity for disaster and crisis preparedness	8	7.20	7.04	7.93	5.88
	22	Supporting the transition between relief, early recovery and development	19	5.77	5.98	7.04	5.02
	23	Building local capacity to work with humanitarian actors	10	6.91	6.75	7.53	5.14
	24	Funding local capacity	2	6.10	3.12	10.00	1.00
	25	Funding international disaster risk mitigation mechanisms	5	6.08	3.80	10.00	1.00
		Pillar Total	3	6.52	5.63	6.97	4.30
Pillar 3	26	Adapting to changing needs	2	7.36	6.46	7.57	5.13
	27	Reliability	13	7.50	7.36	8.19	5.49
	28	Coordination	7	7.55	7.06	8.00	4.54
	29	Advocacy for local and government authorities to carry out their responsibilities	10	6.96	6.78	8.80	5.41
	30	Support local and government authorities' coordination capacity	2	6.33	5.73	6.48	4.22
	31	Respect for the roles of the different components of the humanitarian sector	15	7.81	7.92	8.86	6.70
	32	Conditionality that does not comprise humanitarian action	21	6.09	7.32	8.98	5.98
	33	Flexibility	22	5.60	6.76	8.09	5.60
	34	Longer-term funding arrangements	15	4.61	4.78	6.29	3.50
	35	Strengthening humanitarian response capacity	13	5.34	5.51	6.20	4.17
	36	Funding UN coordination mechanisms and common services	N/A	na	3.28	10.00	1.00
	37	Funding to NGOs	5	7.04	4.80	10.00	1.00
	38	Funding to CERF and other quick disbursement mechanisms	N/A	na	5.61	10.00	1.00
	39	Un-earmarked funding	22	1.10	3.62	10.00	1.00
40	Funding UN Consolidated Inter-Agency Appeals	N/A	n/a	6.34	10.00	1.00	
41	Funding IFRC and ICRC Appeals	N/A	n/a	6.88	10.00	1.00	
		Pillar Total	11	6.11	6.02	7.77	4.22
Pillar 4	42	Protection	8	7.75	7.62	8.60	5.95
	43	Advocacy for the respect for human rights	6	7.53	6.92	8.05	6.17
	44	Advocacy for the respect for and implementation of IHL	6	7.74	7.13	8.75	5.99
	45	Supporting needs of refugees	12	7.13	7.08	9.05	5.50
	46	Supporting needs of internally displaced persons	7	7.39	7.15	8.33	6.18
	47	Facilitating safe humanitarian access	10	6.82	6.57	7.35	5.43
	48	Respect for international humanitarian law	N/A	n/a	5.87	10.00	1.00
	49	Respect for human rights law	N/A	n/a	6.50	10.00	1.00
	50	Implementation of refugee law	N/A	na	4.64	10.00	1.00
			Pillar Total	4	7.39	6.62	8.31
Pillar 5	51	Accountability towards affected populations	10	6.62	6.20	7.58	4.53
	52	Transparency of funding and decision-making processes	3	6.69	5.75	7.54	4.50
	53	Evaluations of partners' programmes	2	8.04	6.69	8.26	5.50
	54	Support for monitoring and evaluation	5	7.32	6.87	7.93	6.22
	55	Use of recommendations from evaluations	8	6.09	6.00	7.09	4.88
	56	Promotion of good practice and quality standards	5	8.56	7.91	8.91	7.07
	57	Monitoring adherence to quality standards.	4	7.26	6.26	7.53	4.85
	58	Reporting requirements for humanitarian actors	22	6.68	7.78	8.40	6.68
	59	Participation and support for accountability initiatives	5	6.54	4.07	10.00	1.00
	60	Conducting evaluations	7	9.05	6.71	10.00	1.00
		Pillar Total	3	7.29	6.43	7.60	3.74

European Commission: ten main strengths



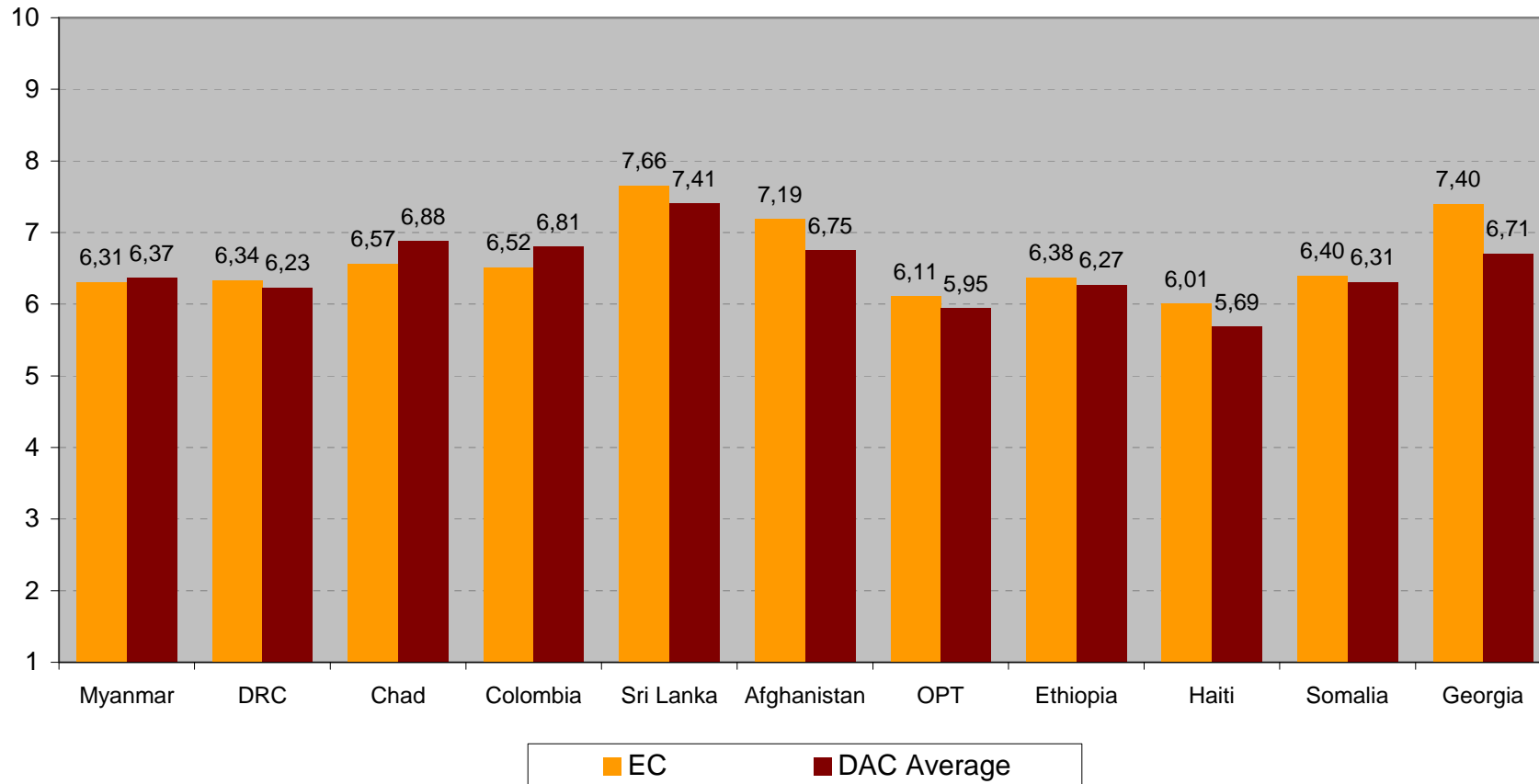
Note: This graph compares the ten highest scored indicators for the European Commission/ECHO compared to the highest and lowest scores in the DAC group.

European Commission scores by pillar



Note: This graph compares the average scores by pillar for the EC/ECHO compared to the highest and lowest scores by pillar in the DAC group.

EC: Comparison of overall survey scores in selected crises



Note: This graph compares the HRI 2009 survey scores for the EC compared to the overall DAC average. Data is from 292 survey responses (of a total of 301) from organisations that received funding from the EC/ECHO (only crises with a minimum of 8 responses are included). Data is not disaggregated in order to protect the confidentiality of respondents.