

THE
HUMANITARIAN
RESPONSE
INDEX 2009

DARA

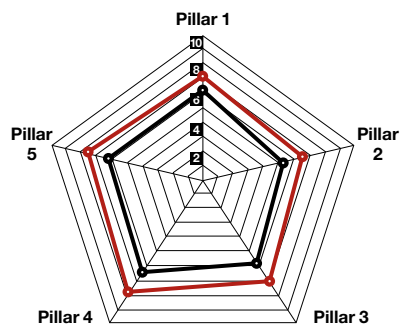
Donor profile: Denmark



© Copyright 2010
by DARA

Denmark

HRI 2009 Ranking: 4th



HRI 2009 scores by pillar

- Pillar 1** Responding to needs
- Pillar 2** Prevention, risk reduction and recovery
- Pillar 3** Working with humanitarian partners
- Pillar 4** Protection and International Law
- Pillar 5** Learning and accountability

—○— Denmark
—○— OECD-DAC average

Denmark slipped one position in the HRI ranking, from 3rd to 4th. It ranked consistently well across all pillars, with a first place ranking in Pillar 5 (Learning and accountability), 2nd position in Pillar 2 (Prevention, risk reduction and recovery), and 3rd place in both Pillar 3 (Working with humanitarian partners) and Pillar 4 (Protection and International Law). In Pillar 1 (Responding to needs), it was in 6th place. It ranked 6th among the OECD-DAC group in the indicator for generosity and burden sharing. Its overall performance was above average, compared with its peers.

Denmark ranked 1st in several key indicators: funding to CERF and other quick disbursement mechanisms, funding to UN consolidated appeals and funding to IFRC and ICRC appeals, equitable distribution of funding against the level of crisis and vulnerability, beneficiary involvement and building

local capacity to work with humanitarian actors. It also ranked 1st in support for protection, for supporting needs of internally displaced people and for participation and support for accountability initiatives. In terms of overall support for prevention, Denmark also took the top position for funding international disaster risk mitigation mechanisms and mainstreaming risk reduction and prevention in the response, with a 2nd place ranking in strengthening local community capacity for disaster and crisis preparedness. Its lowest rankings were in indicators on support not affected by other crises (17th), timeliness of funding to sudden onset disasters (19th) and equitable distribution of funding in accordance to the needs in the crisis (20th). In the different crises studied, Denmark generally performed above the overall donor average in all crises, helping it to move up one position in the qualitative ranking.

HRI 2009 results

Highest scores	Score*	Rank**
Responding to needs		
Equitable distribution of funding against level of crisis and vulnerability	10.00	1
Prevention, risk reduction and recovery		
Funding international disaster risk mitigation mechanisms	10.00	1
Working with humanitarian partners		
Funding IFRC and ICRC appeals	10.00	1
Funding UN Consolidated Inter-Agency Appeals	10.00	1
Funding to CERF and other quick disbursement mechanisms	10.00	1

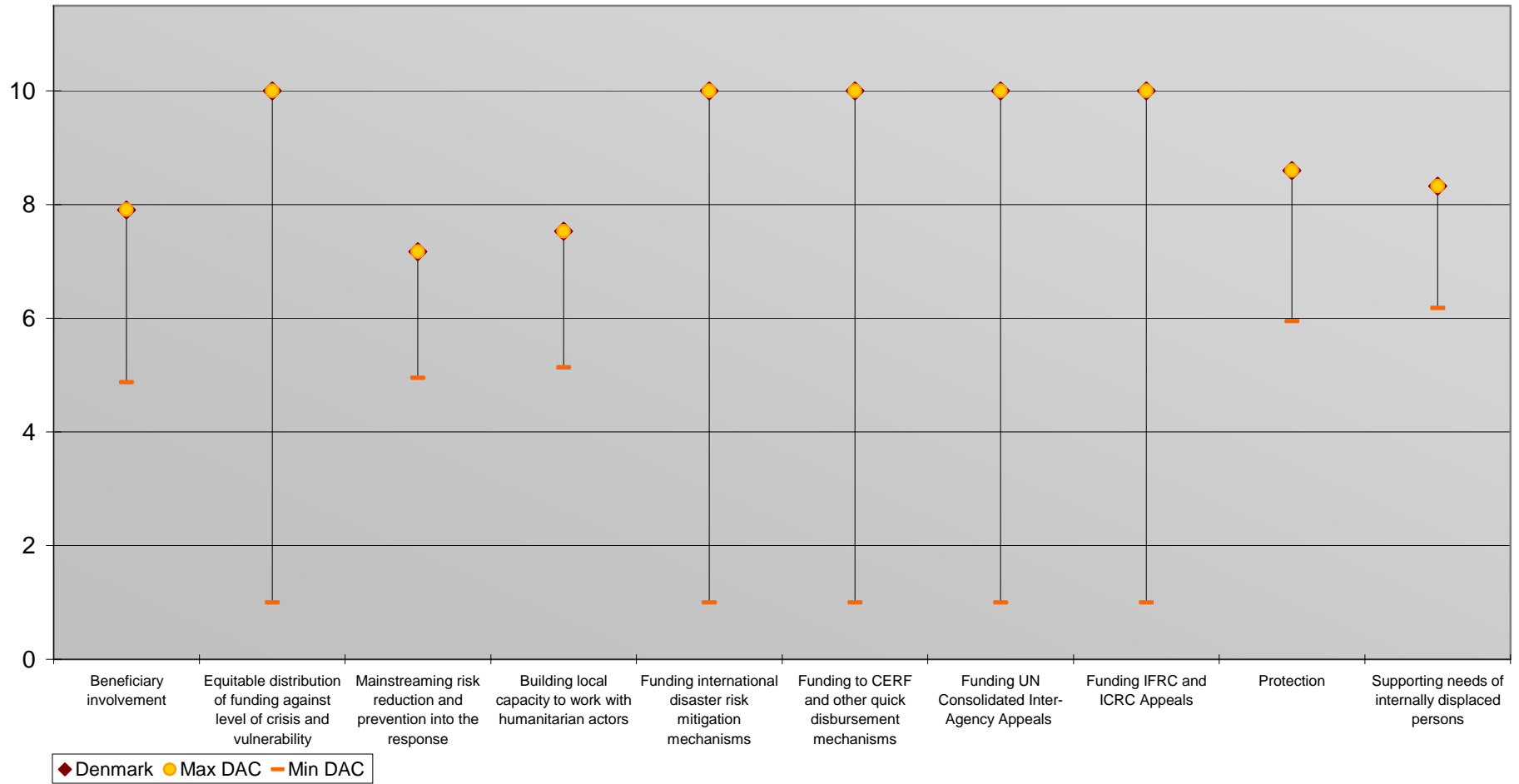
Lowest scores	Score*	Rank**
Responding to needs		
Equitable distribution of funding in accordance to needs in the crisis	4.60	20
Timeliness of funding to sudden onset disasters	3.50	19
Prevention, risk reduction and recovery		
Funding local capacity	2.24	13
Working with humanitarian partners		
Un-earmarked funding	4.06	10
Funding UN coordination mechanisms and common services	3.95	5

* Based on HRI ten-point scale

** Ranking in comparison to peers

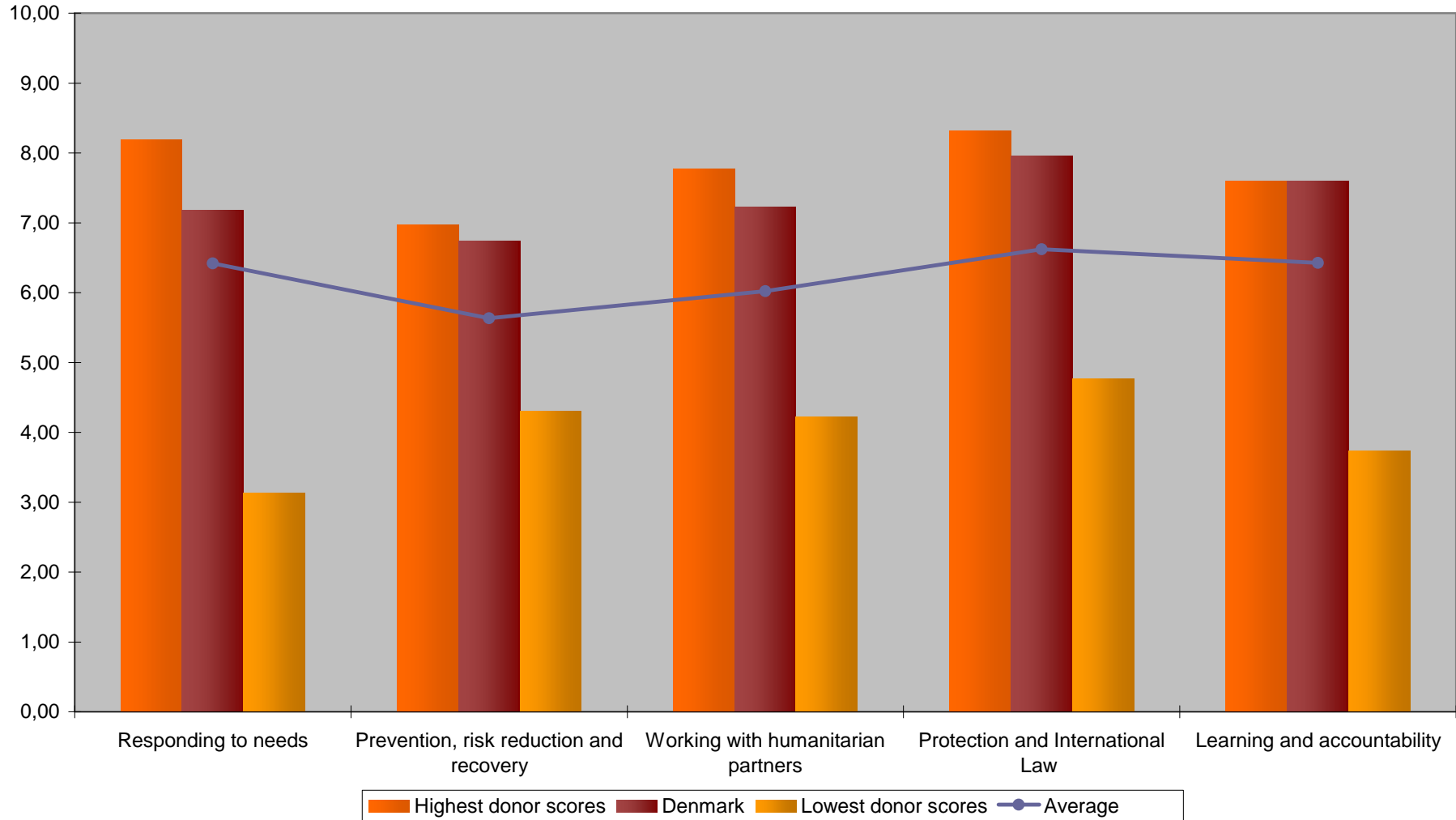
HRI Indicator			Denmark		DAC Average	Max DAC	Min DAC
			Rank	Score			
Pillar 1	1	Saving lives and maintaining human dignity	16	8.05	8.15	8.92	7.31
	2	Neutrality and impartiality	6	8.50	7.85	9.00	6.78
	3	Non-discrimination	4	9.06	8.31	9.37	7.33
	4	Independence from non-humanitarian objectives	12	6.09	5.95	8.11	4.69
	5	Needs-based responses	8	8.28	8.05	8.94	6.67
	6	Assessing needs	7	6.97	6.58	8.06	5.23
	7	Funding decisions based on needs assessments	6	7.88	7.44	8.23	6.04
	8	Support not affected by other crises	17	6.77	7.15	9.23	6.22
	9	Beneficiary involvement	1	7.91	6.65	7.91	4.88
	10	Donor capacity for informed decision-making	6	6.86	6.28	7.83	4.20
	11	Timeliness of funding	7	7.15	6.42	7.54	5.06
	12	Equitable distribution of funding to different crisis countries	2	9.96	6.76	10.00	1.00
	13	Funding to forgotten emergencies and those with low media coverage	8	7.95	6.87	10.00	1.00
	14	Timeliness of funding to complex emergencies	8	6.92	6.29	10.00	1.00
	15	Timeliness of funding to sudden onset disasters	19	3.50	5.32	10.00	1.00
	16	Generosity and burden sharing	6	6.41	4.45	10.00	1.00
	17	Equitable distribution of funding in accordance to needs in the crisis	20	4.60	6.87	10.00	1.00
	18	Equitable distribution of funding against level of crisis and vulnerability	1	10.00	8.70	10.00	1.00
		Pillar Total	6	7.38	6.90	7.86	3.90
Pillar 2	19	Mainstreaming risk reduction and prevention into the response	1	7.17	6.54	7.17	4.95
	20	Crisis prevention and preparedness measures	8	6.65	6.32	7.27	4.91
	21	Strengthening local community capacity for disaster and crisis preparedness	2	7.59	7.04	7.93	5.88
	22	Supporting the transition between relief, early recovery and development	13	6.02	5.98	7.04	5.02
	23	Building local capacity to work with humanitarian actors	1	7.53	6.75	7.53	5.14
	24	Funding local capacity	13	2.24	3.12	10.00	1.00
	25	Funding international disaster risk mitigation mechanisms	1	10.00	3.80	10.00	1.00
		Pillar Total	2	6.74	5.63	6.97	4.30
Pillar 3	26	Adapting to changing needs	10	7.03	6.46	7.57	5.13
	27	Reliability	3	8.02	7.36	8.19	5.49
	28	Coordination	11	7.24	7.06	8.00	4.54
	29	Advocacy for local and government authorities to carry out their responsibilities	15	6.66	6.78	8.80	5.41
	30	Support local and government authorities' coordination capacity	15	5.63	5.73	6.48	4.22
	31	Respect for the roles of the different components of the humanitarian sector	8	8.19	7.92	8.86	6.70
	32	Conditionality that does not comprise humanitarian action	6	7.52	7.32	8.98	5.98
	33	Flexibility	9	7.21	6.76	8.09	5.60
	34	Longer-term funding arrangements	2	6.28	4.78	6.29	3.50
	35	Strengthening humanitarian response capacity	16	5.18	5.51	6.20	4.17
	36	Funding UN coordination mechanisms and common services	5	3.95	3.28	10.00	1.00
	37	Funding to NGOs	2	8.75	4.80	10.00	1.00
	38	Funding to CERF and other quick disbursement mechanisms	1	10.00	5.61	10.00	1.00
	39	Un-earmarked funding	10	4.06	3.62	10.00	1.00
40	Funding UN Consolidated Inter-Agency Appeals	1	10.00	6.34	10.00	1.00	
41	Funding IFRC and ICRC Appeals	1	10.00	6.88	10.00	1.00	
		Pillar Total	3	7.23	6.02	7.77	4.22
Pillar 4	42	Protection	1	8.60	7.62	8.60	5.95
	43	Advocacy for the respect for human rights	3	7.77	6.92	8.05	6.17
	44	Advocacy for the respect for and implementation of IHL	8	7.65	7.13	8.75	5.99
	45	Supporting needs of refugees	2	8.90	7.08	9.05	5.50
	46	Supporting needs of internally displaced persons	1	8.33	7.15	8.33	6.18
	47	Facilitating safe humanitarian access	2	7.08	6.57	7.35	5.43
	48	Respect for international humanitarian law	4	7.27	5.87	10.00	1.00
	49	Respect for human rights law	4	8.78	6.50	10.00	1.00
	50	Implementation of refugee law	4	7.21	4.64	10.00	1.00
			Pillar Total	3	7.95	6.62	8.31
Pillar 5	51	Accountability towards affected populations	15	6.35	6.20	7.58	4.53
	52	Transparency of funding and decision-making processes	16	5.50	5.75	7.54	4.50
	53	Evaluations of partners' programmes	9	7.08	6.69	8.26	5.50
	54	Support for monitoring and evaluation	2	7.61	6.87	7.93	6.22
	55	Use of recommendations from evaluations	1	7.09	6.00	7.09	4.88
	56	Promotion of good practice and quality standards	7	8.48	7.91	8.91	7.07
	57	Monitoring adherence to quality standards.	11	6.78	6.26	7.53	4.85
	58	Reporting requirements for humanitarian actors	9	7.95	7.78	8.40	6.68
	59	Participation and support for accountability initiatives	1	10.00	4.07	10.00	1.00
	60	Conducting evaluations	4	9.14	6.71	10.00	1.00
		Pillar Total	1	7.60	6.43	7.60	3.74

Denmark: ten main strengths



Note: This graph compares the ten highest scored indicators for Denmark compared to the highest and lowest scores in the DAC group.

Denmark scores by pillar



Note: This graph compares the average scores by pillar for Denmark compared to the highest and lowest scores by pillar in the DAC group.