

THE  
HUMANITARIAN  
RESPONSE  
INDEX 2009

DARA

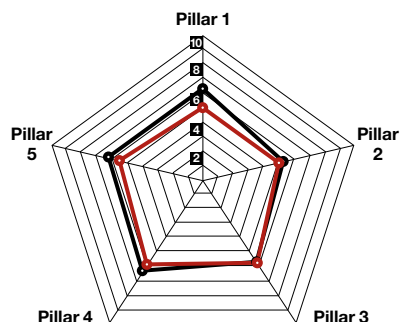
Donor profile: Belgium



© Copyright 2010  
by DARA

# Belgium

HRI 2009 Ranking: 17th



## HRI 2009 scores by pillar

- Pillar 1** Responding to needs
- Pillar 2** Prevention, risk reduction and recovery
- Pillar 3** Working with humanitarian partners
- Pillar 4** Protection and International Law
- Pillar 5** Learning and accountability

- Belgium
- OECD-DAC average

Belgium's overall ranking in the HRI this year slid from 14th to 17th. Similarly, its ranking by pillar also decreased across the five pillars – most notably in Pillar 4 (Protection and International Law) where it moved down six positions to 17th place. This year it ranked 19th in Pillars 1 and 5, Responding to needs and Learning and accountability, respectively. The country ranked 15th in Pillar 2 (Prevention, risk reduction and recovery) and received its highest ranking of 12th in Pillar 3 (Working with humanitarian partners). In the indicator on generosity and burden sharing, Belgium ranked 14th in comparison to its peers, based on volume of humanitarian assistance in proportion to GNI.

Belgium's highest rankings compared with its peers were within Pillar 1 for indicators around equitable distribution of funding against the level of crisis and vulnerability (1st), distribution of funding in accordance to the needs in a crisis (4th) and funding local capacity (3rd) in Pillar 2. Belgium also ranked above the donor average in indicators around flexibility of funding and funding for UN appeals. The country was among the lowest ranking donors in many of the indicators of the HRI, such as the perception of neutrality and impartiality (22nd) non-discrimination (22nd) and timeliness of funding to complex emergencies (23rd). It also scored low in terms of strengthening humanitarian response capacity and facilitating safe humanitarian access. In the different crises studied, Belgium performed slightly below the overall donor average.

## HRI 2009 results

Highest scores	Score*	Rank**
<b>Responding to needs</b>		
Equitable distribution of funding against level of crisis and vulnerability	10.00	1
Equitable distribution of funding in accordance to needs in the crisis	8.46	4
Saving lives and maintaining human dignity	7.99	17
<b>Working with humanitarian partners</b>		
Funding UN Consolidated Inter-Agency Appeals	9.41	8
Respecting the roles of all components of the humanitarian sector	8.09	9

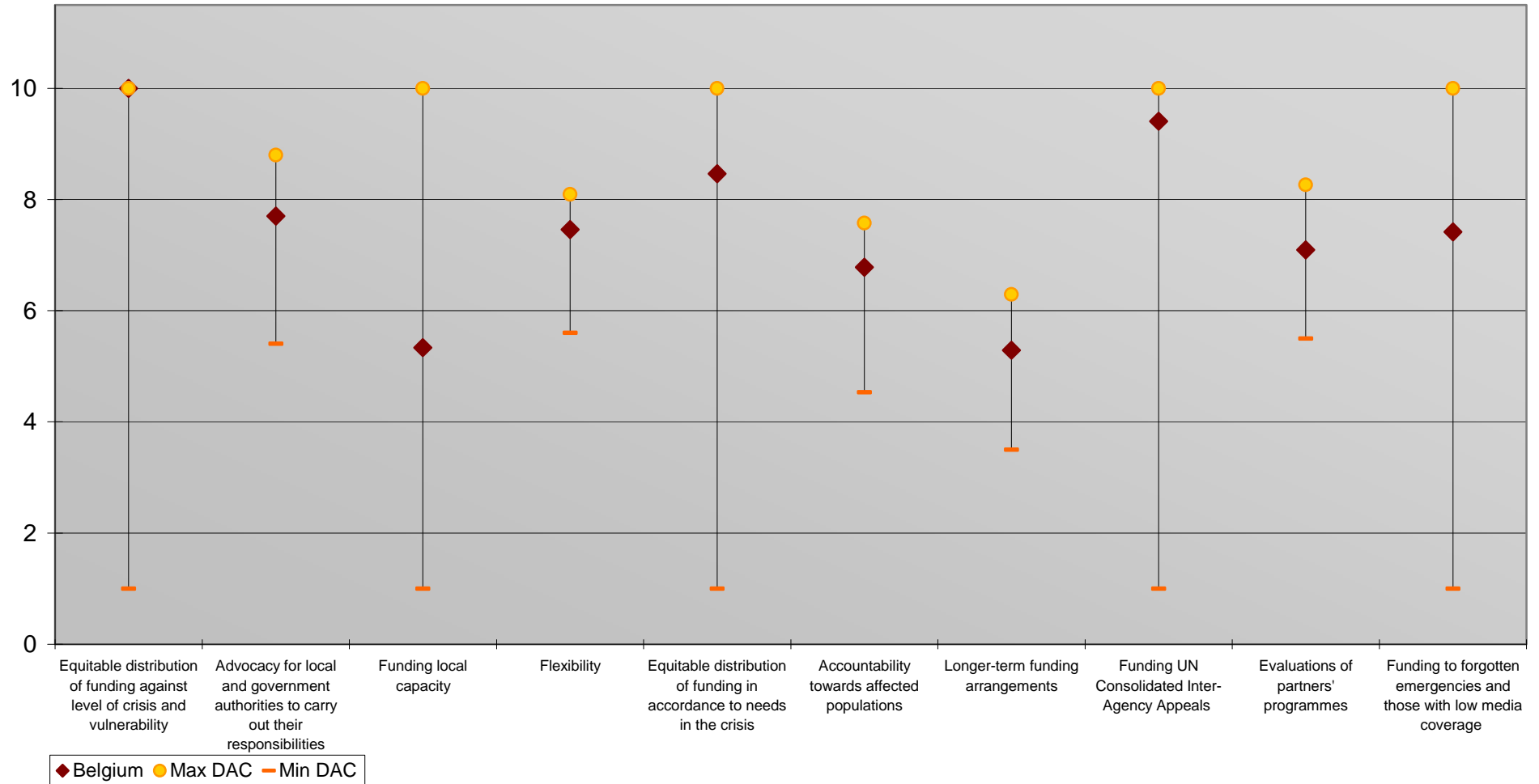
Lowest scores	Score*	Rank**
<b>Responding to needs</b>		
Timeliness of funding to complex emergencies	1.00	23
Equitable distribution of funding to different crisis countries	1.00	17
<b>Prevention, risk reduction and recovery</b>		
Funding international disaster risk mitigation mechanisms	1.00	18
<b>Learning and accountability</b>		
Participation and support for accountability initiatives	2.24	16
Conducting evaluations	1.11	20

\* Based on HRI ten-point scale

\*\* Ranking in comparison to peers

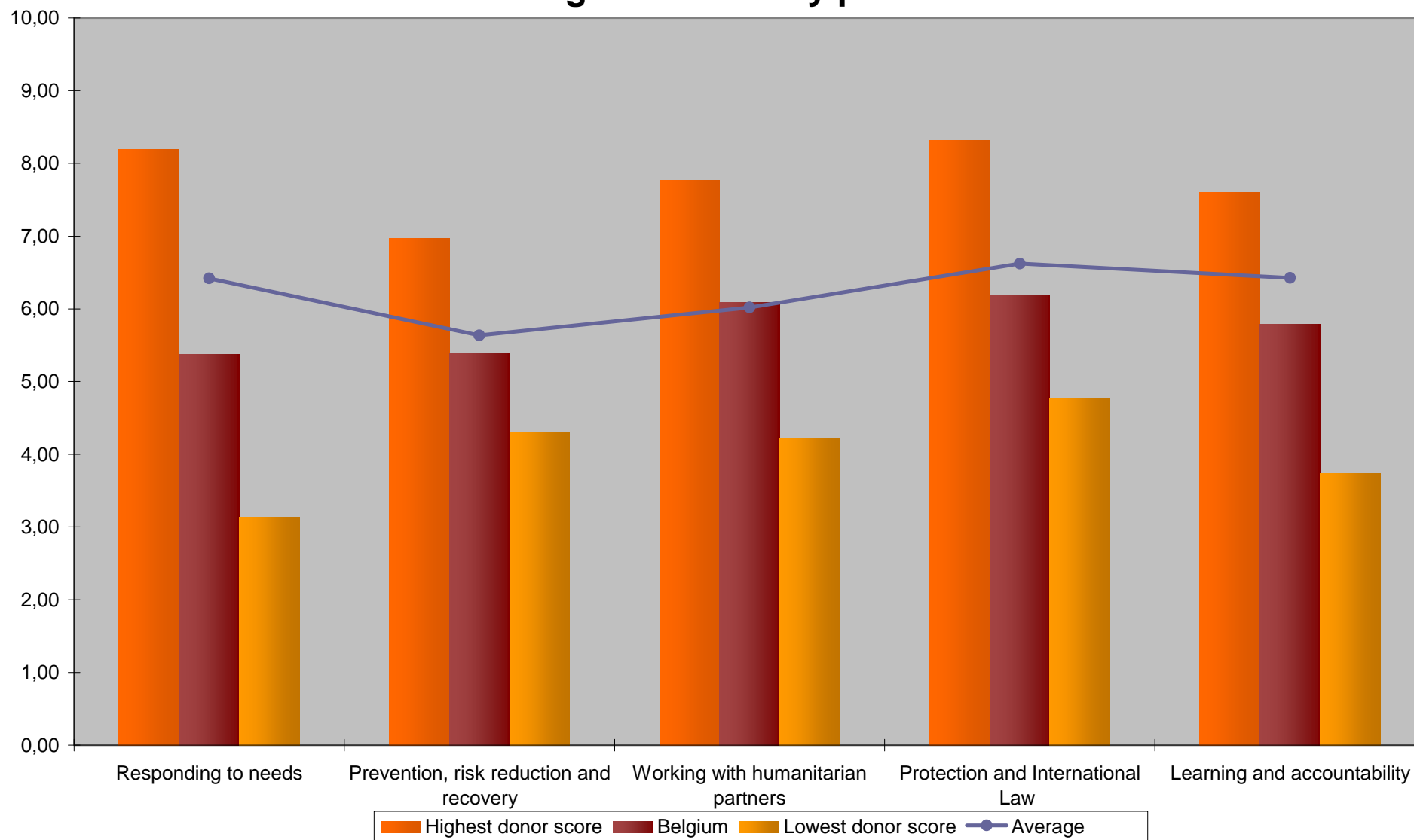
HRI Indicator			Belgium		DAC Average	Max DAC	Min DAC
			Rank	Score			
Pillar 1	1	Saving lives and maintaining human dignity	17	7.99	8.15	8.92	7.31
	2	Neutrality and impartiality	22	6.78	7.85	9.00	6.78
	3	Non-discrimination	22	7.33	8.31	9.37	7.33
	4	Independence from non-humanitarian objectives	20	5.11	5.95	8.11	4.69
	5	Needs-based responses	21	7.00	8.05	8.94	6.67
	6	Assessing needs	19	5.63	6.58	8.06	5.23
	7	Funding decisions based on needs assessments	21	6.30	7.44	8.23	6.04
	8	Support not affected by other crises	21	6.47	7.15	9.23	6.22
	9	Beneficiary involvement	20	6.17	6.65	7.91	4.88
	10	Donor capacity for informed decision-making	16	6.00	6.28	7.83	4.20
	11	Timeliness of funding	20	5.40	6.42	7.54	5.06
	12	Equitable distribution of funding to different crisis countries	17	1.00	6.76	10.00	1.00
	13	Funding to forgotten emergencies and those with low media coverage	9	7.42	6.87	10.00	1.00
	14	Timeliness of funding to complex emergencies	23	1.00	6.29	10.00	1.00
	15	Timeliness of funding to sudden onset disasters	11	5.43	5.32	10.00	1.00
	16	Generosity and burden sharing	14	3.25	4.45	10.00	1.00
	17	Equitable distribution of funding in accordance to needs in the crisis	4	8.46	6.87	10.00	1.00
	18	Equitable distribution of funding against level of crisis and vulnerability	1	10.00	8.70	10.00	1.00
		<b>Pillar Total</b>	<b>22</b>	<b>5.93</b>	<b>6.90</b>	<b>7.86</b>	<b>3.90</b>
Pillar 2	19	Mainstreaming risk reduction and prevention into the response	18	6.16	6.54	7.17	4.95
	20	Crisis prevention and preparedness measures	19	5.88	6.32	7.27	4.91
	21	Strengthening local community capacity for disaster and crisis preparedness	16	6.90	7.04	7.93	5.88
	22	Supporting the transition between relief, early recovery and development	14	6.00	5.98	7.04	5.02
	23	Building local capacity to work with humanitarian actors	16	6.43	6.75	7.53	5.14
	24	Funding local capacity	3	5.34	3.12	10.00	1.00
	25	Funding international disaster risk mitigation mechanisms	18	1.00	3.80	10.00	1.00
		<b>Pillar Total</b>	<b>15</b>	<b>5.39</b>	<b>5.63</b>	<b>6.97</b>	<b>4.30</b>
Pillar 3	26	Adapting to changing needs	11	6.96	6.46	7.57	5.13
	27	Reliability	11	7.55	7.36	8.19	5.49
	28	Coordination	18	6.39	7.06	8.00	4.54
	29	Advocacy for local and government authorities to carry out their responsibilities	2	7.70	6.78	8.80	5.41
	30	Support local and government authorities' coordination capacity	9	5.95	5.73	6.48	4.22
	31	Respect for the roles of the different components of the humanitarian sector	9	8.09	7.92	8.86	6.70
	32	Conditionality that does not comprise humanitarian action	17	6.94	7.32	8.98	5.98
	33	Flexibility	3	7.46	6.76	8.09	5.60
	34	Longer-term funding arrangements	8	5.29	4.78	6.29	3.50
	35	Strengthening humanitarian response capacity	21	4.67	5.51	6.20	4.17
	36	Funding UN coordination mechanisms and common services	10	2.49	3.28	10.00	1.00
	37	Funding to NGOs	17	3.94	4.80	10.00	1.00
	38	Funding to CERF and other quick disbursement mechanisms	14	3.37	5.61	10.00	1.00
	39	Un-earmarked funding	12	3.28	3.62	10.00	1.00
40	Funding UN Consolidated Inter-Agency Appeals	8	9.41	6.34	10.00	1.00	
41	Funding IFRC and ICRC Appeals	13	7.93	6.88	10.00	1.00	
		<b>Pillar Total</b>	<b>12</b>	<b>6.09</b>	<b>6.02</b>	<b>7.77</b>	<b>4.22</b>
Pillar 4	42	Protection	14	7.58	7.62	8.60	5.95
	43	Advocacy for the respect for human rights	10	7.24	6.92	8.05	6.17
	44	Advocacy for the respect for and implementation of IHL	17	6.83	7.13	8.75	5.99
	45	Supporting needs of refugees	18	6.21	7.08	9.05	5.50
	46	Supporting needs of internally displaced persons	21	6.45	7.15	8.33	6.18
	47	Facilitating safe humanitarian access	21	5.69	6.57	7.35	5.43
	48	Respect for international humanitarian law	9	6.15	5.87	10.00	1.00
	49	Respect for human rights law	16	5.63	6.50	10.00	1.00
	50	Implementation of refugee law	13	3.98	4.64	10.00	1.00
			<b>Pillar Total</b>	<b>17</b>	<b>6.20</b>	<b>6.62</b>	<b>8.31</b>
Pillar 5	51	Accountability towards affected populations	7	6.78	6.20	7.58	4.53
	52	Transparency of funding and decision-making processes	9	6.04	5.75	7.54	4.50
	53	Evaluations of partners' programmes	8	7.09	6.69	8.26	5.50
	54	Support for monitoring and evaluation	15	6.70	6.87	7.93	6.22
	55	Use of recommendations from evaluations	15	5.92	6.00	7.09	4.88
	56	Promotion of good practice and quality standards	17	7.85	7.91	8.91	7.07
	57	Monitoring adherence to quality standards.	14	6.23	6.26	7.53	4.85
	58	Reporting requirements for humanitarian actors	10	7.95	7.78	8.40	6.68
	59	Participation and support for accountability initiatives	16	2.24	4.07	10.00	1.00
	60	Conducting evaluations	20	1.11	6.71	10.00	1.00
		<b>Pillar Total</b>	<b>19</b>	<b>5.79</b>	<b>6.43</b>	<b>7.60</b>	<b>3.74</b>

## Belgium: ten main strengths



**Note:** This graph compares the ten highest scored indicators for Belgium compared to the highest and lowest scores in the DAC group.

## Belgium scores by pillar



**Note:** This graph compares the average scores by pillar for Belgium compared to the highest and lowest scores by pillar in the DAC group.