

THE  
HUMANITARIAN  
RESPONSE  
INDEX 2009

DARA

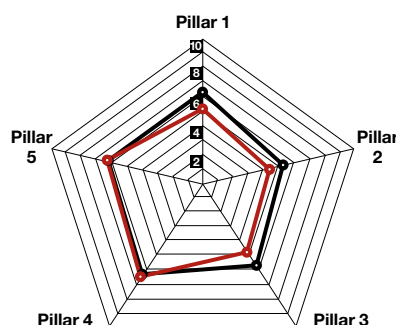
Donor profile: Austria



© Copyright 2010  
by DARA

# Austria

HRI 2009 Ranking: 18th



## HRI 2009 scores by pillar

- Pillar 1** Responding to needs
- Pillar 2** Prevention, risk reduction and recovery
- Pillar 3** Working with humanitarian partners
- Pillar 4** Protection and International Law
- Pillar 5** Learning and accountability

- Austria
- OECD-DAC average

Austria's ranking in the HRI has improved from 2008 to 2009, moving up three positions from 21st to 18th. The country improved its performance across all five pillars, most dramatically in Pillar 4 (Protection and International Law), moving up nine positions to 10th. It improved by six positions in Pillar 5 (Learning and accountability) to finish in 14th place this year. It also moved up three positions in Pillar 3 (Working with humanitarian partners), and one position in both Pillars 1 (Responding to needs) and 2 (Prevention, risk reduction and recovery). Improvements in Austria's ranking in several quantitative indicators, as well as positive changes in its rankings in the qualitative (survey) indicators in all five pillars of the HRI help explain Austria's climb in the rankings. Austria ranks 19th for generosity and burden sharing, based on volume of humanitarian assistance in proportion to GNI.

Compared with its peers, Austria received its highest rankings for indicators around neutrality and impartiality, non-discrimination, needs-based responses and supporting the needs of refugees, where it ranked first compared with its peers. In the HRI's quantitative indicators, Austria remains, however, among the bottom-ranked donors in terms of funding local capacity and funding UN coordination mechanisms and common services. It also received low rankings for the timeliness of funding to complex emergencies, funding of UN Consolidated Inter-Agency appeals, IFRC and ICRC Appeals, strengthening local communities' capacity for disaster and crisis preparedness and participation in main accountability initiatives.

## HRI 2009 results

Highest scores	Score*	Rank**
<b>Responding to needs</b>		
Non-discrimination	9.37	1
Equitable distribution of funding against level of crisis and vulnerability	9.24	13
Neutrality and impartiality	9.00	1
Needs based responses	8.94	1
<b>Protection and International Law</b>		
Supporting needs of refugees	9.05	1

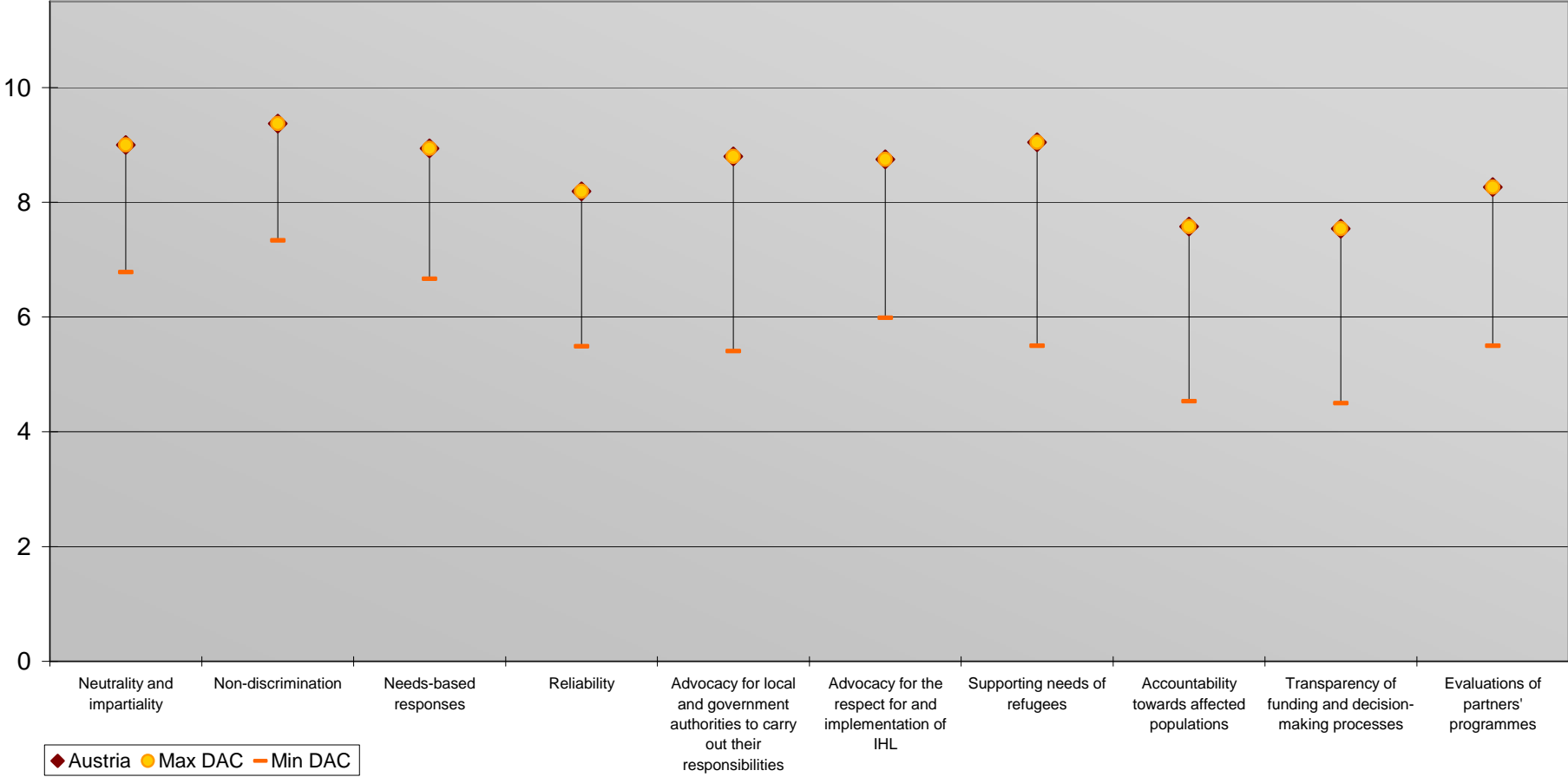
\* Based on HRI ten-point scale  
 \*\* Ranking in comparison to peers

Lowest scores	Score*	Rank**
<b>Responding to needs</b>		
Equitable distribution of funding to different crisis countries	1.00	17
<b>Prevention, risk reduction and recovery</b>		
Funding international disaster risk mitigation mechanisms	1.21	16
Funding local capacity	1.14	21
<b>Working with humanitarian partners</b>		
Funding UN coordination mechanisms and common services	1.01	20
<b>Learning and accountability</b>		
Participation and support for accountability initiatives	1.00	22

*Note: Because of the low number of survey responses this year, data for Austria has been pooled with survey responses from 2008 to generate a more adequate sample size.*

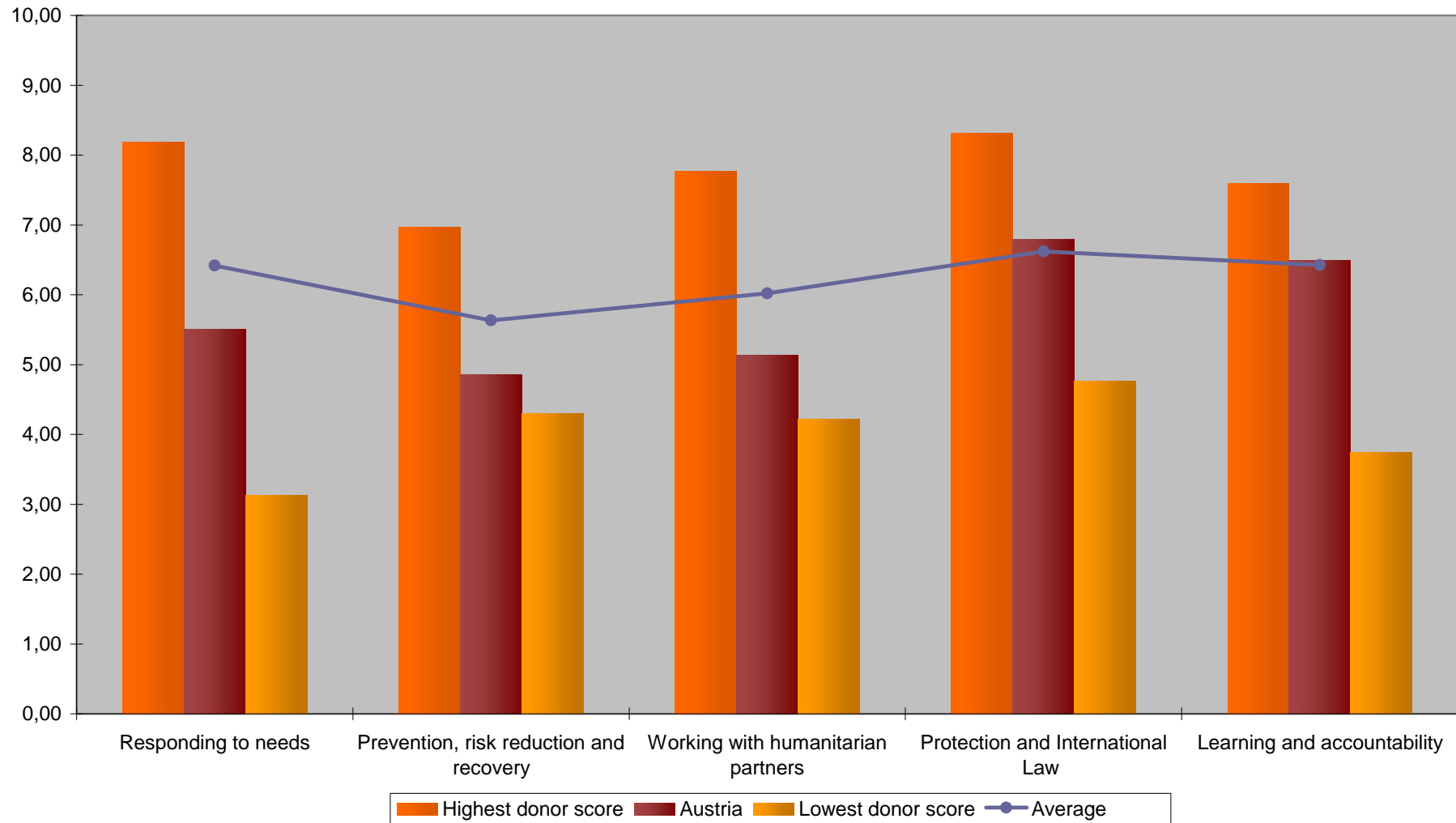
HRI Indicator			Austria		DAC Average	Max DAC	Min DAC
			Rank	Score			
Pillar 1	1	Saving lives and maintaining human dignity	2	8.91	8.15	8.92	7.31
	2	Neutrality and impartiality	1	9.00	7.85	9.00	6.78
	3	Non-discrimination	1	9.37	8.31	9.37	7.33
	4	Independence from non-humanitarian objectives	2	7.88	5.95	8.11	4.69
	5	Needs-based responses	1	8.94	8.05	8.94	6.67
	6	Assessing needs	16	6.22	6.58	8.06	5.23
	7	Funding decisions based on needs assessments	3	7.93	7.44	8.23	6.04
	8	Support not affected by other crises	22	6.22	7.15	9.23	6.22
	9	Beneficiary involvement	14	6.90	6.65	7.91	4.88
	10	Donor capacity for informed decision-making	14	6.07	6.28	7.83	4.20
	11	Timeliness of funding	10	6.81	6.42	7.54	5.06
	12	Equitable distribution of funding to different crisis countries	17	1.00	6.76	10.00	1.00
	13	Funding to forgotten emergencies and those with low media coverage	19	5.39	6.87	10.00	1.00
	14	Timeliness of funding to complex emergencies	20	4.46	6.29	10.00	1.00
	15	Timeliness of funding to sudden onset disasters	7	6.88	5.32	10.00	1.00
	16	Generosity and burden sharing	19	1.26	4.45	10.00	1.00
	17	Equitable distribution of funding in accordance to needs in the crisis	16	6.40	6.87	10.00	1.00
	18	Equitable distribution of funding against level of crisis and vulnerability	13	9.24	8.70	10.00	1.00
		<b>Pillar Total</b>	<b>18</b>	<b>6.60</b>	<b>6.90</b>	<b>7.86</b>	<b>3.90</b>
Pillar 2	19	Mainstreaming risk reduction and prevention into the response	16	6.35	6.54	7.17	4.95
	20	Crisis prevention and preparedness measures	10	6.50	6.32	7.27	4.91
	21	Strengthening local community capacity for disaster and crisis preparedness	18	6.79	7.04	7.93	5.88
	22	Supporting the transition between relief, early recovery and development	7	6.36	5.98	7.04	5.02
	23	Building local capacity to work with humanitarian actors	20	5.65	6.75	7.53	5.14
	24	Funding local capacity	21	1.14	3.12	10.00	1.00
	25	Funding international disaster risk mitigation mechanisms	16	1.21	3.80	10.00	1.00
		<b>Pillar Total</b>	<b>19</b>	<b>4.86</b>	<b>5.63</b>	<b>6.97</b>	<b>4.30</b>
Pillar 3	26	Adapting to changing needs	18	6.15	6.46	7.57	5.13
	27	Reliability	1	8.19	7.36	8.19	5.49
	28	Coordination	12	7.15	7.06	8.00	4.54
	29	Advocacy for local and government authorities to carry out their responsibilities	1	8.80	6.78	8.80	5.41
	30	Support local and government authorities' coordination capacity	18	5.35	5.73	6.48	4.22
	31	Respect for the roles of the different components of the humanitarian sector	20	7.05	7.92	8.86	6.70
	32	Conditionality that does not comprise humanitarian action	14	7.27	7.32	8.98	5.98
	33	Flexibility	14	6.68	6.76	8.09	5.60
	34	Longer-term funding arrangements	6	5.41	4.78	6.29	3.50
	35	Strengthening humanitarian response capacity	7	5.70	5.51	6.20	4.17
	36	Funding UN coordination mechanisms and common services	20	1.01	3.28	10.00	1.00
	37	Funding to NGOs	9	5.12	4.80	10.00	1.00
	38	Funding to CERF and other quick disbursement mechanisms	16	1.59	5.61	10.00	1.00
	39	Un-earmarked funding	14	2.83	3.62	10.00	1.00
40	Funding UN Consolidated Inter-Agency Appeals	21	1.65	6.34	10.00	1.00	
41	Funding IFRC and ICRC Appeals	20	2.16	6.88	10.00	1.00	
		<b>Pillar Total</b>	<b>18</b>	<b>5.13</b>	<b>6.02</b>	<b>7.77</b>	<b>4.22</b>
Pillar 4	42	Protection	19	7.10	7.62	8.60	5.95
	43	Advocacy for the respect for human rights	15	6.93	6.92	8.05	6.17
	44	Advocacy for the respect for and implementation of IHL	1	8.75	7.13	8.75	5.99
	45	Supporting needs of refugees	1	9.05	7.08	9.05	5.50
	46	Supporting needs of internally displaced persons	12	6.96	7.15	8.33	6.18
	47	Facilitating safe humanitarian access	11	6.71	6.57	7.35	5.43
	48	Respect for international humanitarian law	14	5.42	5.87	10.00	1.00
	49	Respect for human rights law	17	5.30	6.50	10.00	1.00
	50	Implementation of refugee law	10	4.88	4.64	10.00	1.00
			<b>Pillar Total</b>	<b>10</b>	<b>6.79</b>	<b>6.62</b>	<b>8.31</b>
Pillar 5	51	Accountability towards affected populations	1	7.58	6.20	7.58	4.53
	52	Transparency of funding and decision-making processes	1	7.54	5.75	7.54	4.50
	53	Evaluations of partners' programmes	1	8.26	6.69	8.26	5.50
	54	Support for monitoring and evaluation	4	7.45	6.87	7.93	6.22
	55	Use of recommendations from evaluations	2	7.00	6.00	7.09	4.88
	56	Promotion of good practice and quality standards	6	8.50	7.91	8.91	7.07
	57	Monitoring adherence to quality standards.	3	7.31	6.26	7.53	4.85
	58	Reporting requirements for humanitarian actors	1	8.40	7.78	8.40	6.68
	59	Participation and support for accountability initiatives	22	1.00	4.07	10.00	1.00
	60	Conducting evaluations	17	1.87	6.71	10.00	1.00
		<b>Pillar Total</b>	<b>14</b>	<b>6.49</b>	<b>6.43</b>	<b>7.60</b>	<b>3.74</b>

# Austria: ten main strengths by indicator



**Note:** This graph compares the ten highest scored indicators for Austria compared to the highest and lowest scores in the DAC group.

## Austria scores by pillar



**Note:** This graph compares the average scores by pillar for Austria compared to the highest and lowest scores by pillar in the DAC group.