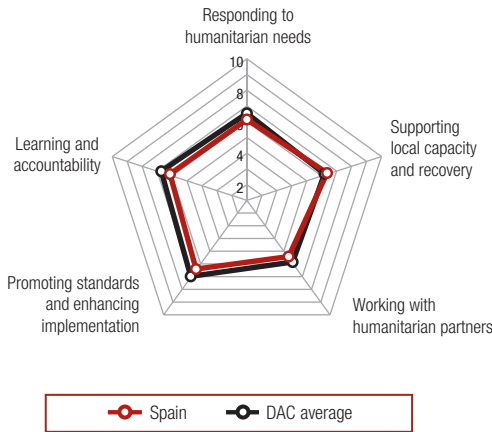


Spain

Spain is the 15th most generous humanitarian donor among the OECD/DAC group, relative to its size. Its bilateral humanitarian aid amounted to US\$167 million in 2007. The Spanish International Aid Agency (AECI) of the Ministry of Foreign Affairs and Cooperation is responsible for the coordination of humanitarian assistance. Its *Cooperation Master Plan for 2005–2008* acknowledges the limits of the definition of humanitarian action contained in Article 12 of the International Development Cooperation Act, which creates a legal framework for action. Spain's recent *Humanitarian Action Strategy Paper* provides another important reference point, detailing the concepts and criteria for action. Spain earmarks 5 percent of its humanitarian budget for preparedness. Spain has multi-year funding arrangements with two Spanish humanitarian NGOs.

Sources: OECD Peer Review (2007); Ministry of Foreign Affairs and Cooperation, <http://www.aeci.es>

HRI 2008 scores by pillar



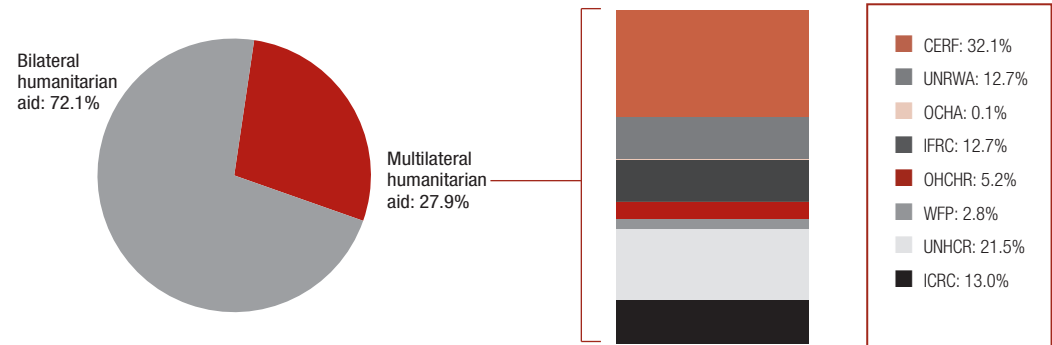
HRI 2008 results

HIGHEST SCORES	SCORE RANK	LOWEST SCORES	SCORE RANK
Responding to humanitarian needs		Responding to humanitarian needs	
Timely funding to onset disasters and IFRC emergency appeals	10.001	Neutrality.....	7.7020
Supporting local capacity and recovery		Working with humanitarian partners	
Strengthening local capacity for response and mitigation	6.913	Supporting effective coordination efforts	6.4020
Strengthening resilience to cope with crises	7.472	Promoting standards and enhancing implementation	
Working with humanitarian partners		Facilitating safe humanitarian access	5.0120
Longer-term funding arrangements	6.053	Implementing international humanitarian law	3.4720
Promoting standards and enhancing implementation		Learning and accountability	
Affirming primary role of civilian organizations	8.914	Commitment to accountability in humanitarian action	8.0220

Overview of humanitarian aid	Spain		Share of total DAC (%)	
	2006	2007 ⁴	2006	2007 ⁴
Total humanitarian aid (estimated), of which:	189.6	231.3	2.3	2.5
Bilateral ¹	137.4	166.8	2.0	2.7
Multilateral ² (estimated*), of which:	52.2	64.5	3.3	4.0
Central Emergency Response Fund**	10.0	20.7	3.5	5.5
Funding to other pooled mechanisms ^{3***}	0.0	18.8	0.0	2.3
Official development assistance	3,814	5,744	3.7	5.5
			DAC average	
Total humanitarian aid per capita (USD) ⁵	4	5	22	23
Total humanitarian aid per / official development assistance	9.1	8.6	12.2	11.3
Overseas development assistance / gross national income	0.32	0.41	0.46	0.44

Notes: All data are given in current USD m unless otherwise indicated.
(1) Based on OECD/DAC definition of bilateral humanitarian aid, which is provided directly by a donor country to a recipient country and includes non-core earmarked contributions to multilateral humanitarian organisations known as multi-bilateral aid.
(2) Core unearmarked humanitarian flows to UNHCR, UNICEF, WFP, UNRWA, UN/OCHA, ICRC and IFRC. Does not include contributions through EC. 2007 core funding to UNRWA and ICRC proxied by 2006 data.
(3) For 2006, these were IFRC's Disaster Relief Emergency Fund (DREF), Sudan Common Humanitarian Fund (CHF), Democratic Republic of Congo (DRC) Pooled Fund, and Emergency Response Funds (ERF) for DRC, Indonesia, Somalia, Republic of Congo, and Ethiopia. For 2007, these were DREF, CHF, DRC Pooled Fund, and ERFs for Central African Republic, DRC, Ethiopia, Indonesia, and Iraq.
(4) All 2007 OECD/DAC data are provisional.
(5) Where 2007 population data not available, 2006 data used.
Sources: All data from OECD-DAC except: (*) UNHCR, UNICEF, WFP, UNRWA, UN/OCHA, ICRC and IFRC; (**) OCHA; (***) OCHA, IFRC; US Federal Reserve.

Main channels of humanitarian aid, 2007



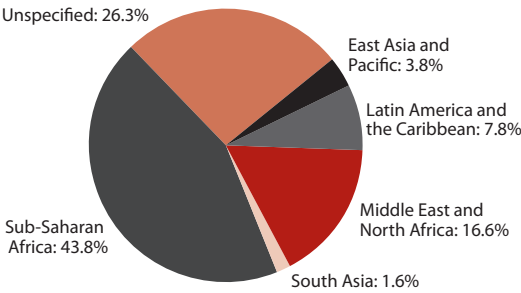
Notes: see notes (1), (2) and (4) in Overview of humanitarian aid table.
Sources: Bilateral humanitarian aid: OECD-DAC. Estimated multilateral humanitarian aid: UNHCR, UNICEF, WFP, UNRWA, UN/OCHA, ICRC and IFRC.

Funding per emergency, 2007

Crisis	(USD m)	(% of total)
occupied Palestinian territories	14.2	15.9
Sudan	11.8	13.1
Democratic Republic of Congo	5.5	6.1
West Africa	4.6	5.2
Chad	3.3	3.7
Uganda	2.8	3.1
Haiti	2.0	2.2
Timor-Leste	1.9	2.2
Somalia	1.7	1.9
Kenya	1.7	1.9
Total top 10 emergencies	49.5	55.3
Total	89.6	100.0

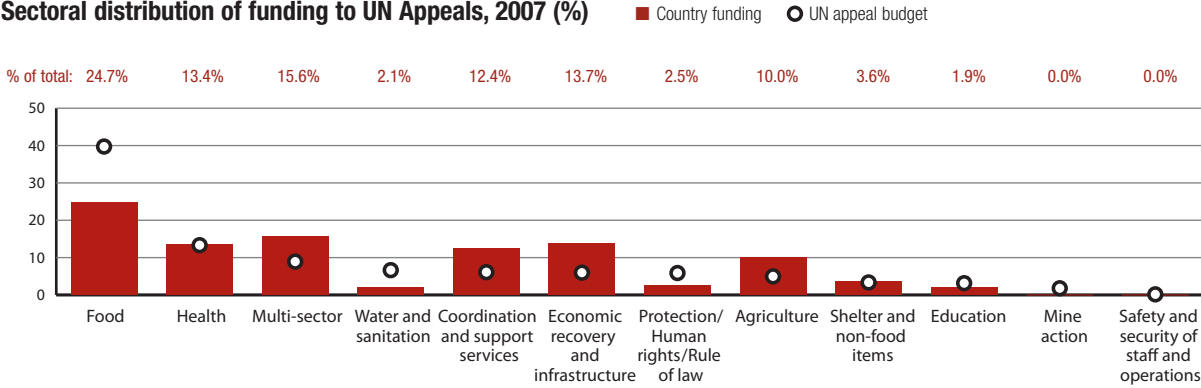
Notes: Funding to these emergencies includes all flows inside and outside an appeal that had been reported to OCHA/FTS and attributed to the emergency at the time of the database download on 8th May 2008.
Source: OCHA/FTS.

Regional distribution of funding, 2007



Notes: Funding to these regions includes all flows inside and outside an appeal that had been reported to OCHA/FTS and attributed to a region at the time of the database download on 8th May 2008. Non-attributed flows are shown as 'unspecified'.
Source: OCHA/FTS.

Sectoral distribution of funding to UN Appeals, 2007 (%)



Notes: Funding to these sectors include only flows inside an appeal that had been reported to OCHA/FTS and attributed to a sector at the time of the database download on 30th June 2008. Distribution of budget based on all 2007 UN appeals.
Source: OCHA/FTS.