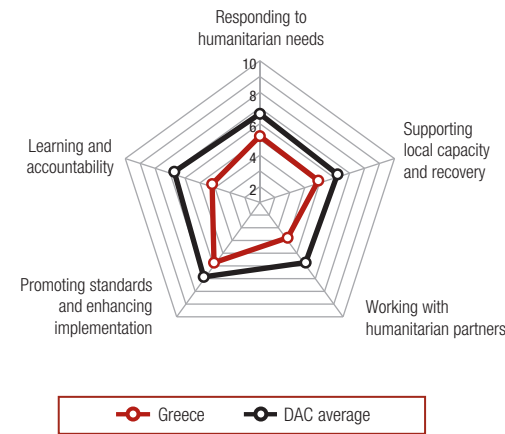


# Greece

Greece is the 17th most generous humanitarian donor among the OECD/DAC group, relative to its size. Its bilateral humanitarian aid amounted to US\$13 million in 2007. The Foreign Ministry's International Development Cooperation Department (Hellenic Aid) is responsible for monitoring, coordinating, supervising and promoting humanitarian assistance. Humanitarian aid is channelled in two categories: emergency humanitarian and food programmes (which can be more protracted and address multi-year crises) and emergency distress relief activities, such as the provision of in-kind gifts, mobilisation of Greek civil society and provision of support, personnel, and other resources from other ministries, particularly Defence and the Ministries of Health and Civil Protection. Policies and principles underpinning Greek humanitarian assistance are set out within the five-year programme approved by the Inter-Ministerial Committee. Annual planning is based on this framework, with Hellenic Aid requesting proposals for its humanitarian programme, identifying countries and sectoral priorities which should guide implementing organisations. Greece does not carry out formal needs assessments, relying on large NGOs for this purpose and, if relevant, on the Greek diaspora of a particular country. By law, Hellenic Aid can only finance Greek or international NGOs and requires NGOs to have a local partner in affected countries. Its contributions to multilateral organisations are typically earmarked.

Sources: Hellenic Aid; DAC Peer Review for Greece (OECD, 2006).

## HRI 2008 scores by pillar



## HRI 2008 results

HIGHEST SCORES	SCORE RANK	LOWEST SCORES	SCORE RANK
<b>Responding to humanitarian needs</b>			
Timely funding to complex emergencies with UN appeals	6.92 .....10	Responding to humanitarian needs	7.45 .....23
Funding to crisis countries with historical ties and geographical proximity	9.87 .....6	<b>Supporting local capacity and recovery</b>	
		Involvement of beneficiaries in monitoring and evaluation	5.64 .....23
		<b>Working with humanitarian partners</b>	
		Predictable funding	5.65 .....23
		<b>Promoting standards and enhancing implementation</b>	
		Facilitating safe humanitarian access	4.29 .....23
		<b>Learning and accountability</b>	
		Supporting learning and accountability initiatives	4.51 .....23

## Overview of humanitarian aid

	Greece		Share of total DAC (%)	
	2006	2007 <sup>4</sup>	2006	2007 <sup>4</sup>
Total humanitarian aid (estimated), of which:	21.6	14.9	0.3	0.2
Bilateral <sup>1</sup>	19.2	12.7	0.3	0.2
Multilateral <sup>2</sup> (estimated*), of which:	2.4	2.3	0.2	0.1
Central Emergency Response Fund**	0.1	0.0	0.0	0.0
Funding to other pooled mechanisms <sup>3***</sup>	0.0	0.0	0.0	0.0
Official development assistance	424	501	0.4	0.5
			<b>DAC average</b>	
Total humanitarian aid per capita (USD) <sup>5</sup>	2	1	22	23
Total humanitarian aid per / official development assistance	11.4	6.0	12.2	11.3
Overseas development assistance / gross national income	0.17	0.16	0.46	0.44

Notes: All data are given in current USD m unless otherwise indicated.

(1) Based on OECD/DAC definition of bilateral humanitarian aid, which is provided directly by a donor country to a recipient country and includes non-core earmarked contributions to multilateral humanitarian organisations known as multi-bilateral aid.

(2) Core unearmarked humanitarian flows to UNHCR, UNICEF, WFP, UNRWA, UN/OCHA, ICRC and IFRC. Does not include contributions through EC. 2007 core funding to UNRWA and ICRC proxied by 2006 data.

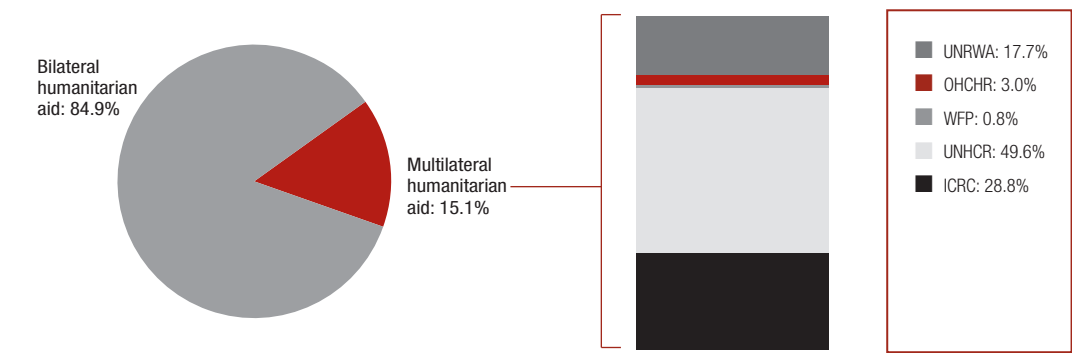
(3) For 2006, these were IFRC's Disaster Relief Emergency Fund (DREF), Sudan Common Humanitarian Fund (CHF), Democratic Republic of Congo (DRC) Pooled Fund, and Emergency Response Funds (ERF) for DRC, Indonesia, Somalia, Republic of Congo, and Ethiopia. For 2007, these were DREF, CHF, DRC Pooled Fund, and ERFs for Central African Republic, DRC, Ethiopia, Indonesia, and Iraq.

(4) All 2007 OECD/DAC data are provisional.

(5) Where 2007 population data not available, 2006 data used.

Sources: All data from OECD-DAC except: (\*) UNHCR, UNICEF, WFP, UNRWA, UN/OCHA, ICRC and IFRC; (\*\*) OCHA; (\*\*\*) OCHA, IFRC; US Federal Reserve.

## Main channels of humanitarian aid, 2007



Notes: see notes (1), (2) and (4) in Overview of humanitarian aid table.

Sources: Bilateral humanitarian aid: OECD-DAC. Estimated multilateral humanitarian aid: UNHCR, UNICEF, WFP, UNRWA, UN/OCHA, ICRC and IFRC.

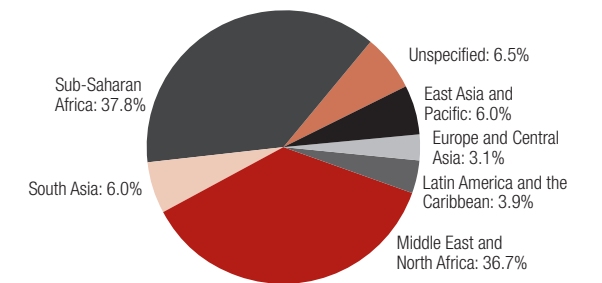
## Funding per emergency, 2007

Crisis	(USD m)	(% of total)
Lebanon - Refugee Camp Crisis - May	0.7	12.6
Iraq (incl. Iraqi refugees in neighbouring countries)	0.7	11.6
Sudan	0.6	9.9
occupied Palestinian territories	0.4	7.3
West Africa	0.4	7.3
Bangladesh - Cyclone Sidr - November	0.3	5.3
Viet Nam - floods - August	0.3	5.3
Lebanon	0.3	5.1
Central America - Hurricane Felix - September	0.2	3.9
Ethiopia	0.2	3.8
<b>Total top 10 emergencies</b>	<b>4.0</b>	<b>72.1</b>
<b>Total</b>	<b>5.6</b>	<b>100.0</b>

Notes: Funding to these emergencies includes all flows inside and outside an appeal that had been reported to OCHA/FTS and attributed to the emergency at the time of the database download on 8th May 2008. Non-attributed flows are shown as 'unspecified'.

Source: OCHA/FTS.

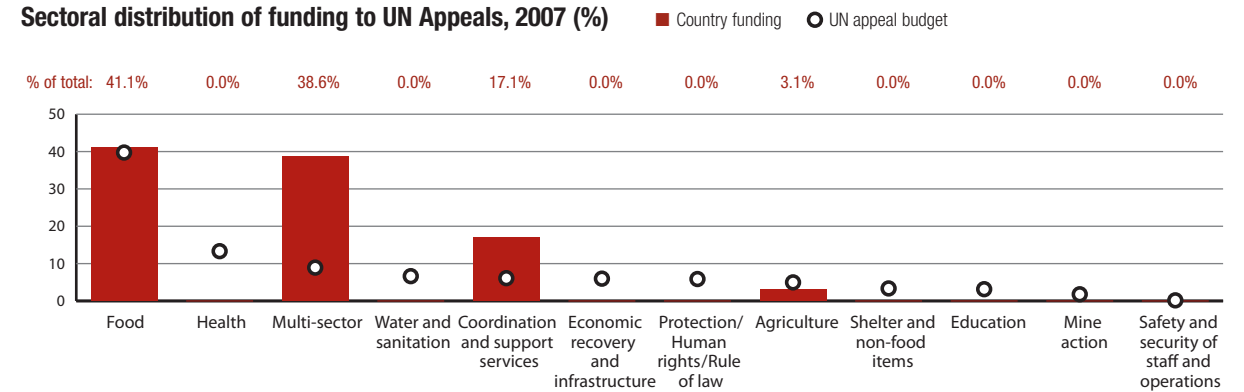
## Regional distribution of funding, 2007



Notes: Funding to these regions includes all flows inside and outside an appeal that had been reported to OCHA/FTS and attributed to a region at the time of the database download on 8th May 2008. Non-attributed flows are shown as 'unspecified'.

Source: OCHA/FTS.

## Sectoral distribution of funding to UN Appeals, 2007 (%)



Notes: Funding to these sectors include only flows inside an appeal that had been reported to OCHA/FTS and attributed to a sector at the time of the database download on 30th June 2008. Distribution of budget based on all 2007 UN appeals.

Source: OCHA/FTS.