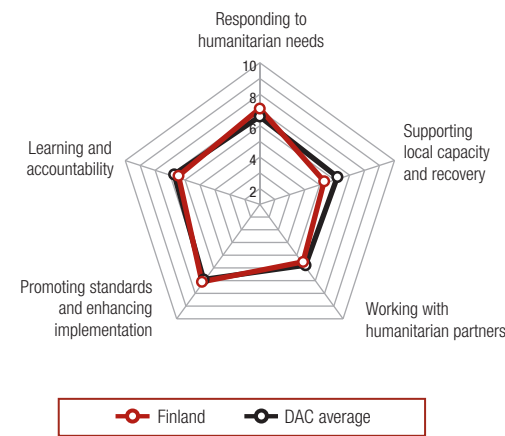


Finland

Finland is the 8th most generous humanitarian donor among the OECD/DAC group, relative to its size. Its bilateral humanitarian aid amounted to US\$100 million in 2007. The Unit for Humanitarian Assistance within the Ministry for Foreign Affairs is in charge of Finnish humanitarian assistance. A new policy framework *Humanitarian Assistance Guidelines (2007)* defines Finland's humanitarian action and constitutes its plan for implementing the GHD Principles. Except for sudden-onset disasters in industrialised countries, humanitarian assistance is financed through a budget allocation from the development cooperation budget. The strategy states that humanitarian assistance should be concentrated on the poorest developing countries and on ODA-recipient countries. The great majority of its humanitarian aid is directed at long-term crises, based on UN CAPs, or the Red Cross Red Crescent appeals. Finland does not perform its own needs assessments. It primarily channels its aid through multilateral organisations, especially the UN, as well as through a few experienced Finnish NGOs.

Sources: DAC Peer Review of Finland (OECD, 2003); Ministry of Foreign Affairs, at: <http://formin.finland.fi/>

HRI 2008 scores by pillar



HRI 2008 results

HIGHEST SCORES	SCORE RANK	LOWEST SCORES	SCORE RANK
Responding to humanitarian needs			
Timely funding to onset disasters and IFRC emergency appeals	8.474	Timely funding	6.1421
Saving lives and maintaining dignity	8.932		
Supporting local capacity and recovery			
Strengthening preparedness	7.225	Strengthening local capacity for response and mitigation	5.2423
		Strengthening resilience to cope with crises	5.6323
		Ensuring rapid recovery of sustainable livelihoods	5.5623
Promoting standards and enhancing implementation			
Respecting or promoting international humanitarian law	8.652		
Learning and accountability			
Commitment to accountability in humanitarian action	8.711		

Overview of humanitarian aid

	Finland		Share of total DAC (%)	
	2006	2007 ⁴	2006	2007 ⁴
Total humanitarian aid (estimated), of which:	96.9	130.7	1.2	1.4
Bilateral ¹	70.4	99.6	1.0	1.6
Multilateral ² (estimated*), of which:	26.5	31.0	1.7	1.9
Central Emergency Response Fund**	5.2	6.7	1.8	1.8
Funding to other pooled mechanisms ^{3***}	0.0	0.0	0.0	0.0
Official development assistance	834	973	0.8	0.9
			DAC average	
Total humanitarian aid per capita (USD) ⁵	18	25	22	23
Total humanitarian aid per / official development assistance	21.3	23.0	12.2	11.3
Overseas development assistance / gross national income	0.40	0.40	0.46	0.44

Notes: All data are given in current USD m unless otherwise indicated.

(1) Based on OECD/DAC definition of bilateral humanitarian aid, which is provided directly by a donor country to a recipient country and includes non-core earmarked contributions to multilateral humanitarian organisations known as multi-bilateral aid.

(2) Core unearmarked humanitarian flows to UNHCR, UNICEF, WFP, UNRWA, UN/OCHA, ICRC and IFRC. Does not include contributions through EC. 2007 core funding to UNRWA and ICRC proxied by 2006 data.

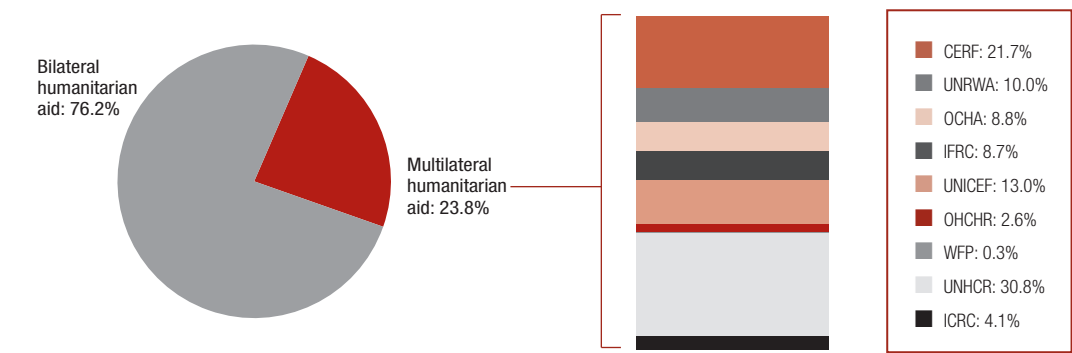
(3) For 2006, these were IFRC's Disaster Relief Emergency Fund (DREF), Sudan Common Humanitarian Fund (CHF), Democratic Republic of Congo (DRC) Pooled Fund, and Emergency Response Funds (ERF) for DRC, Indonesia, Somalia, Republic of Congo, and Ethiopia. For 2007, these were DREF, CHF, DRC Pooled Fund, and ERFs for Central African Republic, DRC, Ethiopia, Indonesia, and Iraq.

(4) All 2007 OECD/DAC data are provisional.

(5) Where 2007 population data not available, 2006 data used.

Sources: All data from OECD-DAC except: (*) UNHCR, UNICEF, WFP, UNRWA, UN/OCHA, ICRC and IFRC; (**) OCHA; (***) OCHA, IFRC; US Federal Reserve.

Main channels of humanitarian aid, 2007



Notes: see notes (1), (2) and (4) in Overview of humanitarian aid table.

Sources: Bilateral humanitarian aid: OECD-DAC. Estimated multilateral humanitarian aid: UNHCR, UNICEF, WFP, UNRWA, UN/OCHA, ICRC and IFRC.

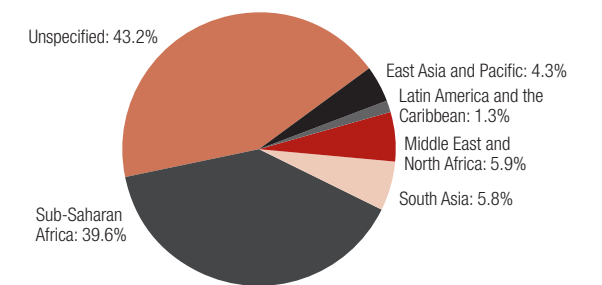
Funding per emergency, 2007

Crisis	(USD m)	(% of total)
Sudan	8.9	8.4
Chad	7.0	6.6
Democratic Republic of Congo	6.4	6.1
Somalia	5.0	4.7
Uganda	4.1	3.9
occupied Palestinian territories	4.0	3.7
Afghanistan	3.0	2.9
Central African Republic	2.6	2.4
Pakistan - floods / cyclone - July	2.0	1.9
Burundi	1.6	1.5
Total top 10 emergencies	44.6	42.2
Total	105.8	100.0

Notes: Funding to these emergencies includes all flows inside and outside an appeal that had been reported to OCHA/FTS and attributed to the emergency at the time of the database download on 8th May 2008.

Source: OCHA/FTS.

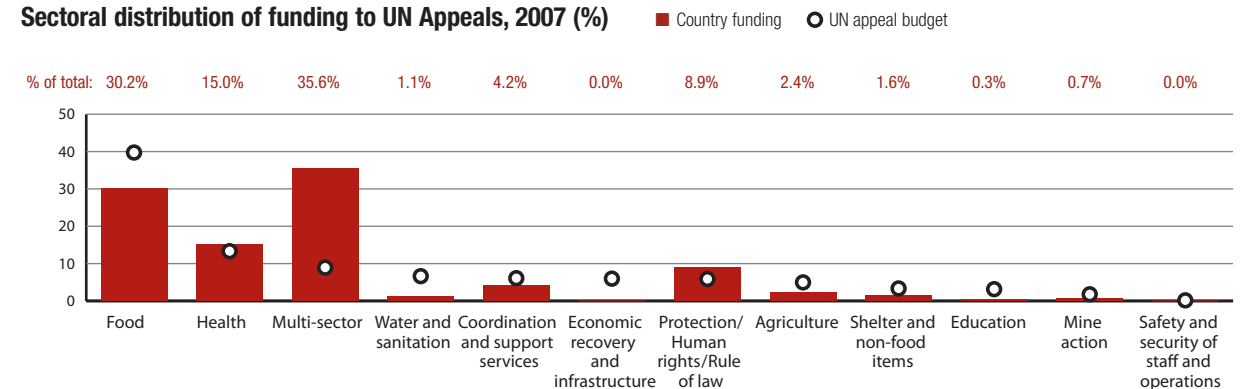
Regional distribution of funding, 2007



Notes: Funding to these regions includes all flows inside and outside an appeal that had been reported to OCHA/FTS and attributed to a region at the time of the database download on 8th May 2008. Non-attributed flows are shown as 'unspecified'.

Source: OCHA/FTS.

Sectoral distribution of funding to UN Appeals, 2007 (%)



Notes: Funding to these sectors include only flows inside an appeal that had been reported to OCHA/FTS and attributed to a sector at the time of the database download on 30th June 2008. Distribution of budget based on all 2007 UN appeals.

Source: OCHA/FTS.