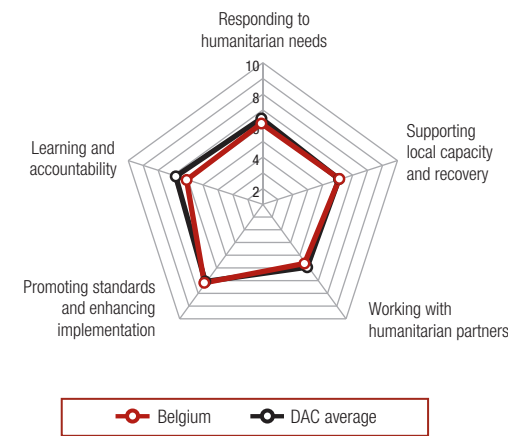


# Belgium

Belgium is the 14th most generous humanitarian donor among the OECD/DAC group, relative to its size. Its bilateral humanitarian aid amounted to US\$76 million in 2007. Both the Ministry for Foreign Affairs and the Ministry for Development Cooperation are responsible for Belgian humanitarian aid, which is administrated by the Department for Special Programmes, focusing on emergency aid, rehabilitation and food aid, prevention and rehabilitation activities, and the Department for Multilateral and European Programmes, both within the Directorate-General for Development Cooperation (DGDC). There are other special programmes relating to humanitarian assistance, in particular the Belgian Survival Fund which exclusively finances programmes in Africa aimed at ensuring the survival of people threatened by hunger, undernourishment, poverty, and exclusion in countries faced with food shortage.

Source: DAC Peer Review for Belgium (OECD, 2005), at: <http://www.dgdc.be/>

## HRI 2008 scores by pillar



## HRI 2008 results

HIGHEST SCORES	SCORE RANK	LOWEST SCORES	SCORE RANK
<b>Responding to humanitarian needs</b>			
Funding for forgotten emergencies and those with low media coverage.....	10.00 .....1	Responding to humanitarian needs	5.82 .....22
Distribution of funding relative to ECHO's Crisis and Vulnerability Indices.....	9.60 .....3	Timely funding.....	5.92 .....21
<b>Supporting local capacity and recovery</b>			
Involvement of beneficiaries in monitoring and evaluation.....	7.47 .....2	Timely funding to on-going crises .....	4.04 .....20
<b>Working with humanitarian partners</b>			
Consistent support for implementation of humanitarian action .....	8.21 .....1	Strengthening local capacity for response and mitigation .....	6.23 .....19
<b>Promoting standards and enhancing implementation</b>			
Affirming primary role of civilian organizations .....	9.37 .....1	Learning and accountability	1.43 .....20
		Number of evaluations .....	1.43 .....20

## Overview of humanitarian aid

	Belgium		Share of total DAC (%)	
	2006	2007 <sup>4</sup>	2006	2007 <sup>4</sup>
Total humanitarian aid (estimated), of which:	99.9	88.9	1.2	1.0
Bilateral <sup>1</sup>	86.4	76.5	1.3	1.2
Multilateral <sup>2</sup> (estimated*), of which:	13.5	12.4	0.9	0.8
Central Emergency Response Fund**	2.7	3.0	0.9	0.8
Funding to other pooled mechanisms <sup>3***</sup>	1.9	5.1	0.7	0.6
Official development assistance	1,978	1,953	1.9	1.9
			<b>DAC average</b>	
Total humanitarian aid per capita (USD) <sup>5</sup>	9	8	22	23
Total humanitarian aid per / official development assistance	7.4	7.1	12.2	11.3
Overseas development assistance / gross national income	0.50	0.43	0.46	0.44

Notes: All data are given in current USD m unless otherwise indicated.

(1) Based on OECD/DAC definition of bilateral humanitarian aid, which is provided directly by a donor country to a recipient country and includes non-core earmarked contributions to multilateral humanitarian organisations known as multi-bilateral aid.

(2) Core unearmarked humanitarian flows to UNHCR, UNICEF, WFP, UNRWA, UN/OCHA, ICRC and IFRC. Does not include contributions through EC. 2007 core funding to UNRWA and ICRC proxied by 2006 data.

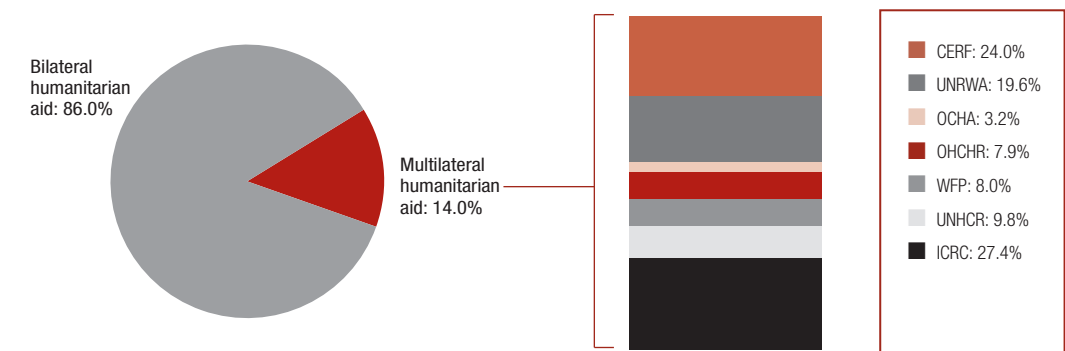
(3) For 2006, these were IFRC's Disaster Relief Emergency Fund (DREF), Sudan Common Humanitarian Fund (CHF), Democratic Republic of Congo (DRC) Pooled Fund, and Emergency Response Funds (ERF) for DRC, Indonesia, Somalia, Republic of Congo, and Ethiopia. For 2007, these were DREF, CHF, DRC Pooled Fund, and ERFs for Central African Republic, DRC, Ethiopia, Indonesia, and Iraq.

(4) All 2007 OECD/DAC data are provisional.

(5) Where 2007 population data not available, 2006 data used.

Sources: All data from OECD-DAC except: (\*) UNHCR, UNICEF, WFP, UNRWA, UN/OCHA, ICRC and IFRC; (\*\*) OCHA; (\*\*\*) OCHA, IFRC; US Federal Reserve.

## Main channels of humanitarian aid, 2007



Notes: see notes (1), (2) and (4) in Overview of humanitarian aid table.

Sources: Bilateral humanitarian aid: OECD-DAC. Estimated multilateral humanitarian aid: UNHCR, UNICEF, WFP, UNRWA, UN/OCHA, ICRC and IFRC.

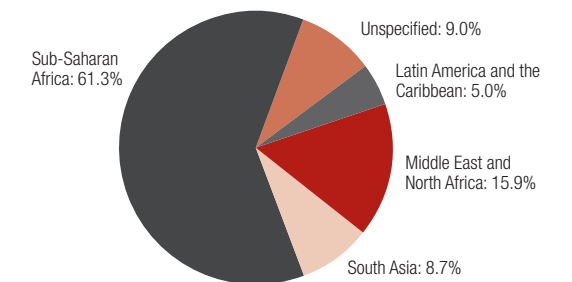
## Funding per emergency, 2007

Crisis	(USD m)	(% of total)
Democratic Republic of Congo	19.9	25.6
Burundi	8.1	10.4
occupied Palestinian territories	5.4	7.0
Sudan	4.9	6.2
Lebanon	2.8	3.6
Somalia	2.7	3.4
Uganda	2.6	3.3
Afghanistan	2.4	3.1
Bangladesh - Cyclone Sidr - November	2.4	3.1
Iraq (incl. Iraqi refugees in neighbouring countries)	2.3	3.0
<b>Total top 10 emergencies</b>	<b>53.4</b>	<b>68.8</b>
<b>Total</b>	<b>77.6</b>	<b>100.0</b>

Notes: Funding to these emergencies includes all flows inside and outside an appeal that had been reported to OCHA/FTS and attributed to the emergency at the time of the database download on 8th May 2008.

Source: OCHA/FTS.

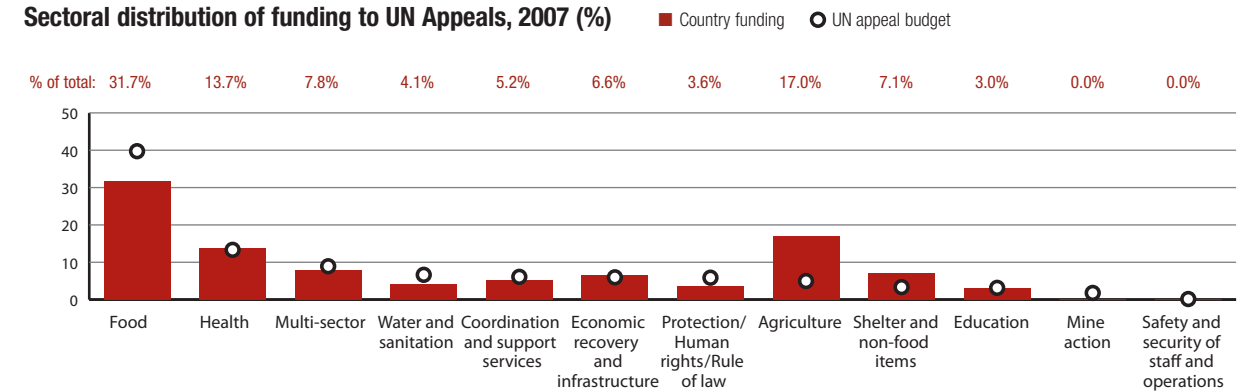
## Regional distribution of funding, 2007



Notes: Funding to these regions includes all flows inside and outside an appeal that had been reported to OCHA/FTS and attributed to a region at the time of the database download on 8th May 2008. Non-attributed flows are shown as 'unspecified'.

Source: OCHA/FTS.

## Sectoral distribution of funding to UN Appeals, 2007 (%)



Notes: Funding to these sectors include only flows inside an appeal that had been reported to OCHA/FTS and attributed to a sector at the time of the database download on 30th June 2008. Distribution of budget based on all 2007 UN appeals.

Source: OCHA/FTS.