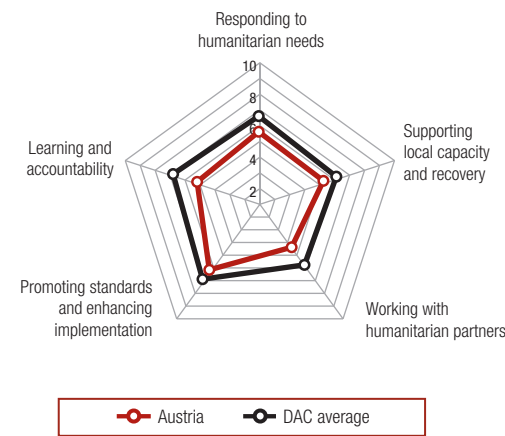


Austria

Austria is the 21st most generous humanitarian donor among the OECD/DAC group, relative to its size. Its bilateral humanitarian aid amounted to US\$5 million in 2007. The Austrian Development Cooperation and Cooperation with Eastern Europe (ADC) at the Federal Ministry for European and International Affairs sets Austria's humanitarian policy strategy and programmes. The Austrian Ministry of the Interior is in charge of coordinating international crisis response. The Austrian Development Agency (ADA) is the operational arm of ADC, responsible for the implementation of all bilateral programmes and projects in partner countries and administering the corresponding budget. Its document, *Internationale humanitäre Hilfe Leitlinie der Österreichischen Entwicklungs- und Ostzusammenarbeit* (June 2007) outlines Austrian humanitarian policy and is based on the European Consensus on Humanitarian Aid, international humanitarian conventions, and the basic principles of GHD.

Source: DAC Peer Review for Austria (OECD, 2004), at: <http://www.ada.gv.at/>

HRI 2008 scores by pillar



HRI 2008 results

HIGHEST SCORES	SCORE	RANK
Responding to humanitarian needs		
Funding to crisis countries with historical ties and geographical proximity	9.97	2
Sectoral distribution of funding through UN appeals	10.00	1
Distribution of funding relative to ECHO's Crisis and Vulnerability Indices	10.00	1
Supporting local capacity and recovery		
Strengthening local capacity for response and mitigation	6.70	5
Working with humanitarian partners		
Helping governments and local communities achieve better coordination	6.57	8

LOWEST SCORES	SCORE	RANK
Responding to humanitarian needs		
Reallocation of funds from other crises	4.81	22
Timely funding to complex emergencies with UN appeals	1.43	22
Supporting local capacity and recovery		
Aligned to long-term development aims	6.11	23
Working with humanitarian partners		
Flexible funding	6.02	23
Promoting standards and enhancing implementation		
Donor engagement in protection and assistance to civilians	7.09	22

Overview of humanitarian aid

	Austria		Share of total DAC (%)	
	2006	2007 ⁴	2006	2007 ⁴
Total humanitarian aid (estimated), of which:	19.5	7.8	0.2	0.1
Bilateral ¹	16.9	4.5	0.3	0.1
Multilateral ² (estimated*), of which:	2.6	3.2	0.2	0.2
Central Emergency Response Fund**	0.0	0.4	0.0	0.1
Funding to other pooled mechanisms ^{3***}	0.0	0.0	0.0	0.0
Official development assistance	1,498	1,798	1.4	1.7
			DAC average	
Total humanitarian aid per capita (USD) ⁵	2	1	22	23
Total humanitarian aid per / official development assistance	1.8	0.6	12.2	11.3
Overseas development assistance / gross national income	0.47	0.49	0.46	0.44

Notes: All data are given in current USD m unless otherwise indicated.

(1) Based on OECD/DAC definition of bilateral humanitarian aid, which is provided directly by a donor country to a recipient country and includes non-core earmarked contributions to multilateral humanitarian organisations known as multi-bilateral aid.

(2) Core unearmarked humanitarian flows to UNHCR, UNICEF, WFP, UNRWA, UN/OCHA, ICRC and IFRC. Does not include contributions through EC. 2007 core funding to UNRWA and ICRC proxied by 2006 data.

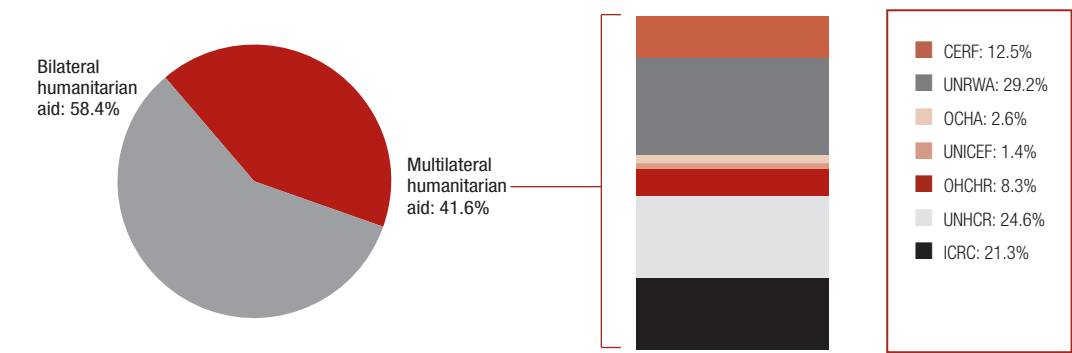
(3) For 2006, these were IFRC's Disaster Relief Emergency Fund (DREF), Sudan Common Humanitarian Fund (CHF), Democratic Republic of Congo (DRC) Pooled Fund, and Emergency Response Funds (ERF) for DRC, Indonesia, Somalia, Republic of Congo, and Ethiopia. For 2007, these were DREF, CHF, DRC Pooled Fund, and ERFs for Central African Republic, DRC, Ethiopia, Indonesia, and Iraq.

(4) All 2007 OECD/DAC data are provisional.

(5) Where 2007 population data not available, 2006 data used.

Sources: All data from OECD-DAC except: (*) UNHCR, UNICEF, WFP, UNRWA, UN/OCHA, ICRC and IFRC; (**) OCHA; (***) OCHA, IFRC; US Federal Reserve.

Main channels of humanitarian aid, 2007



Notes: see notes (1), (2) and (4) in Overview of humanitarian aid table.

Sources: Bilateral humanitarian aid: OECD-DAC. Estimated multilateral humanitarian aid: UNHCR, UNICEF, WFP, UNRWA, UN/OCHA, ICRC and IFRC.

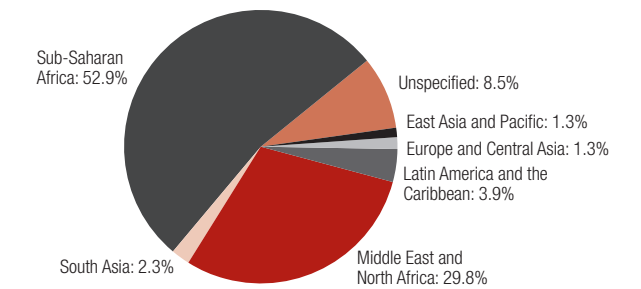
Funding per emergency, 2007

Crisis	(USD m)	(% of total)
occupied Palestinian territories	2.0	26.1
Uganda	1.4	18.2
Sudan	0.5	7.1
Mozambique - floods - February	0.4	5.3
Madagascar - floods / cyclones - January - April	0.4	4.7
Cote d'Ivoire	0.3	3.9
Lebanon	0.3	3.7
Somalia	0.3	3.5
Zimbabwe	0.2	2.6
Nepal	0.2	2.3
Total top 10 emergencies	5.8	77.4
Total	7.5	100.0

Notes: Funding to these emergencies includes all flows inside and outside an appeal that had been reported to OCHA/FTS and attributed to the emergency at the time of the database download on 8th May 2008.

Source: OCHA/FTS.

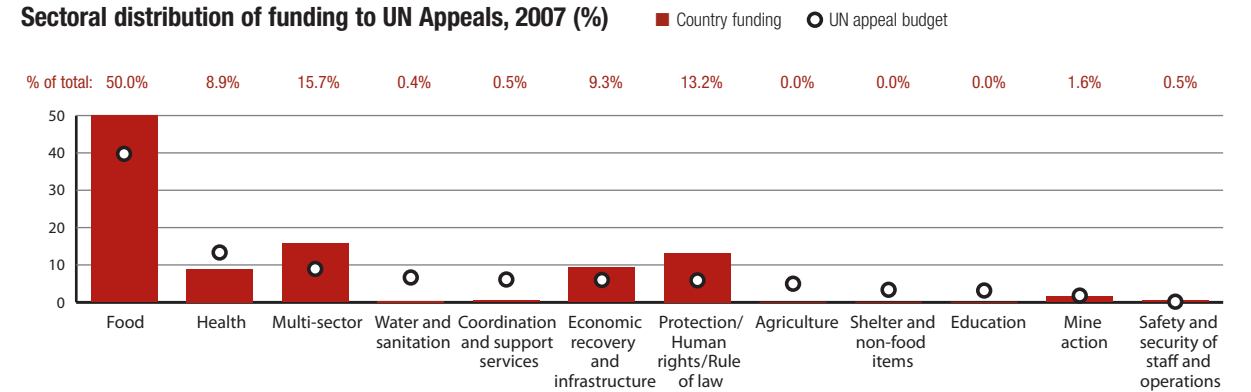
Regional distribution of funding, 2007



Notes: Funding to these regions includes all flows inside and outside an appeal that had been reported to OCHA/FTS and attributed to a region at the time of the database download on 8th May 2008. Non-attributed flows are shown as 'unspecified'.

Source: OCHA/FTS.

Sectoral distribution of funding to UN Appeals, 2007 (%)



Notes: Funding to these sectors include only flows inside an appeal that had been reported to OCHA/FTS and attributed to a sector at the time of the database download on 30th June 2008. Distribution of budget based on all 2007 UN appeals.

Source: OCHA/FTS.