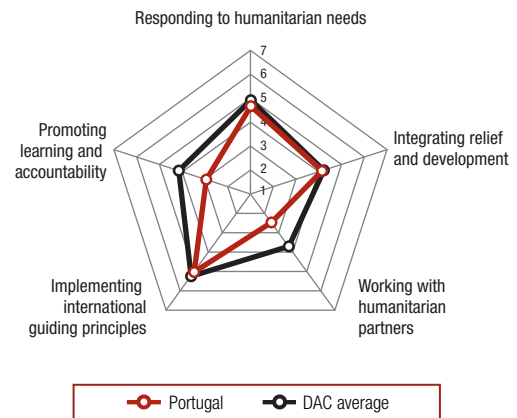


# Portugal

A small unit within the Portuguese Institute for Development Support (IPAD), itself part of the Ministry of Foreign Affairs, coordinates humanitarian aid, and is also responsible for relations with NGOs. Portugal does not have an overall strategy for its humanitarian aid. It provides its assistance chiefly in-kind or via civil society organisations. In the case of emergencies in specific countries, Portuguese humanitarian flows are channelled via international NGOs and multilateral organisations but there is no overall preference for working with the UN. Portugal's humanitarian aid is chiefly provided in-kind or via civil society organisations.

Source: DAC Peer Review for Portugal (OECD, 2006).

## HRI scores by pillar



## HRI results

ADVANTAGES	SCORE	RANK
<b>Responding to humanitarian needs</b>		
Funding to priority sectors.....	7.00	1
Timely funding to onset disasters.....	7.00	1
<b>Integrating relief and development</b>		
Consultation with beneficiaries on monitoring and evaluation.....	5.52	1
Strengthening preparedness.....	5.24	3
<b>Implementing international guiding principles</b>		
Implementing human rights law.....	5.80	3

DISADVANTAGES	SCORE	RANK
<b>Responding to humanitarian needs</b>		
Distribution of funding relative to ECHO's GNA.....	1.00	23
<b>Integrating relief and development</b>		
Consultation with beneficiaries on design and implementation.....	3.11	23
<b>Working with humanitarian partners</b>		
Promoting role of NGOs.....	4.39	23
Funding UN Consolidated Inter-Agency Appeals.....	1.00	23
<b>Implementing international guiding principles</b>		
Affirming primary role of civilian organisations.....	4.14	23

Overview of humanitarian aid	Portugal		Share of total DAC (%)	
	2005	2006 <sup>3</sup>	2005	2006 <sup>3</sup>
Total humanitarian aid, of which:	13.8	9.6	0.1	0.1
Bilateral humanitarian aid <sup>1</sup>	12.6	7.0	0.2	0.1
Multilateral humanitarian aid <sup>2*</sup>	1.2	2.3	0.1	0.2
Official development assistance	377	396	0.3	0.3
Funding to Central Emergency Response Fund <sup>**</sup>	n/a	0.3	n/a	0.1
Other funds committed under flexible terms <sup>4***</sup>	0.0	0.0	0.0	0.0
			<b>DAC average</b>	
Total humanitarian aid per capita (US\$)	1	1	19	24
Total humanitarian aid / official development assistance (%)	3.7	2.4	8.9	9.4
Total humanitarian aid / GNI (%)	0.008	0.005	0.043	0.049

Notes: All data are given in current US\$ m unless otherwise indicated.

1 Bilateral humanitarian aid is provided directly by a donor country to a recipient country and includes non-core earmarked contributions to humanitarian organisations but excludes category 'refugees in donor countries' (where 2006 data not available, estimated as average over last four years).

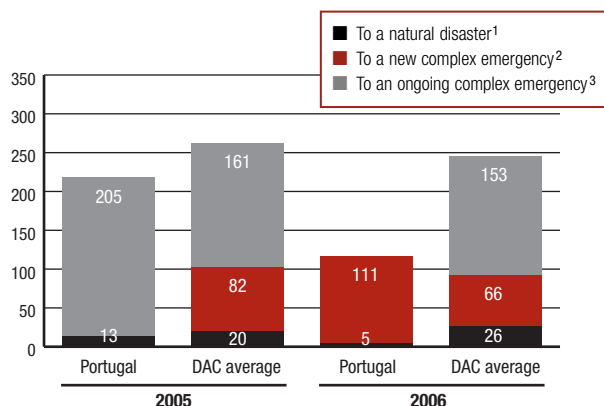
2 Core unearmarked humanitarian flows to UNHCR, UNICEF, WFP, UNRWA, UN/OCHA, ICRC and IFRC.

3 Preliminary; may include official support to asylum seekers in donor country.

4 Consists of IFRC's Disaster Relief Emergency Fund, Common Humanitarian Funds piloted in Sudan and Democratic Republic of Congo in 2006, Emergency Response Funds in 2006 for the DRC, Indonesia, Somalia, the Republic of Congo and Ethiopia and country Humanitarian Response Funds in 2005 for DPRK, DRC, Côte d'Ivoire and Somalia.

Sources: All data from OECD-DAC except: (\*) UNHCR, UNICEF, WFP, UNRWA, UN/OCHA, ICRC and IFRC; (\*\*) OCHA; (\*\*\*) OCHA, IFRC; Common Humanitarian Fund for Sudan, Common Humanitarian Action Plan DRC 2007, US Federal Reserve.

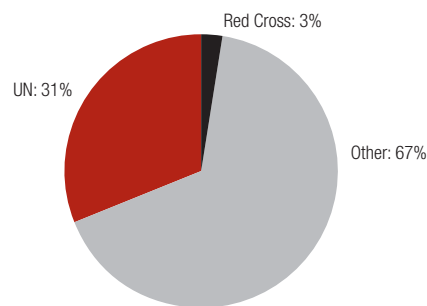
### Response times by crisis type, 2005–2006 (days)



Notes: <sup>1</sup>Average number of days between launch date of a UN Appeal and commitment or disbursement of funds to given ongoing emergencies. In 2006, Portugal did not commit or disburse funds to ongoing emergencies. <sup>2</sup>Average number of days between launch date of a UN Appeal and commitment or disbursement of funds to given new emergencies. In 2005, Portugal committed or disbursed funds to new emergencies on the Appeal launch date. <sup>3</sup>Average number of days between onset of natural disaster (following CRED dates) and commitment or disbursement of funds to given natural disaster.

Source: OCHA/FTS (status early May 2007), Centre for Research on Epidemiology of Disasters (<http://www.cred.be/>).

### Main channels of humanitarian aid, 2006



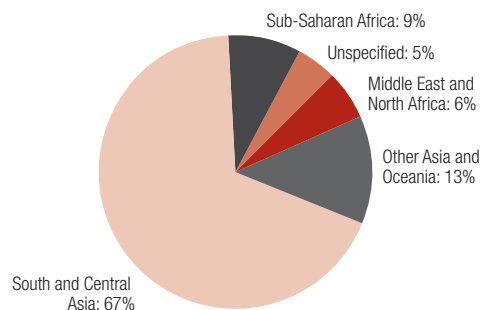
Notes: The UN category encompasses humanitarian receipts by UNHCR, UNICEF, WFP, UNRWA and UN/OCHA including CERF funding; the Red Cross category encompasses humanitarian receipts by IFRC and ICRC. 'Other' is a residual category and includes humanitarian flows to governments, Red Cross national societies, intergovernmental organisations, NGOs, private organisations and foundations. Shares are taken relative to total humanitarian aid reported in 'Overview of humanitarian aid' table. Sources: UN/OCHA, UNICEF, WFP, UNRWA, UNHCR, ICRC, IFRC, OECD.

### Funding per emergency, 2006

Crisis	US\$ m	% of total	Inside an Appeal (%)	Outside an Appeal (%)
Indonesia	2.0	35.2	0.0	100.0
Sri Lanka	1.3	22.5	0.0	100.0
Malaysia	0.4	7.8	0.0	100.0
Maldives	0.4	7.0	0.0	100.0
Mozambique	0.4	6.4	0.0	100.0
Lebanon Crisis, July	0.3	4.6	100.0	0.0
Seychelles	0.2	3.4	0.0	100.0
Thailand	0.2	3.3	0.0	100.0
Algeria: Floods, February	0.1	1.6	0.0	100.0
Sao Tome and Principe	0.1	1.3	0.0	100.0
<b>Other</b>	<b>0.4</b>	<b>7.1</b>	<b>78.6</b>	<b>21.4</b>
<b>Total</b>	<b>5.6</b>	<b>100.0</b>	<b>10.1</b>	<b>89.9</b>

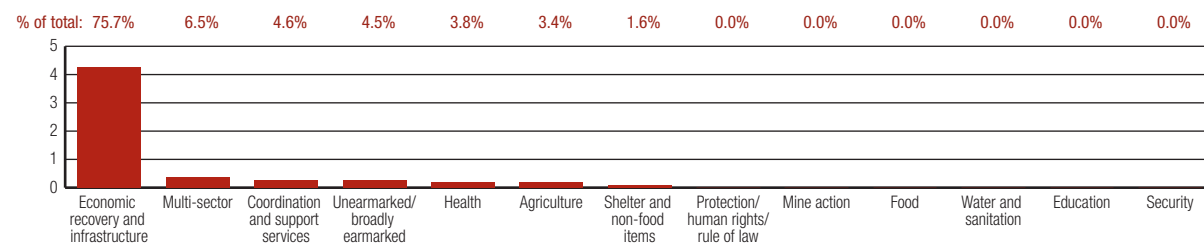
Notes: Category 'Other' includes both provision of unearmarked funds (inside an Appeal to CERF and outside an Appeal) and other miscellaneous flows (only outside an Appeal) if applicable. Source: OCHA/FTS.

### Regional distribution of funding, 2006



Note: The number of Appeals financed per region: Europe (0), Latin America and Caribbean (0), Middle East and North Africa (1), Other Asia and Oceania (0), South and Central Asia (0), Sub-Saharan Africa (1), Unspecified (1). Source: OCHA/FTS.

### Sectoral distribution of funding, inside and outside an Appeal, 2006 (US\$ m)



Notes: 'Unearmarked/broadly earmarked' category consists of funding not yet applied by recipient agency to particular project or sector. Source: OCHA/FTS.