


Austria

The Austrian Development Cooperation and Cooperation with Eastern Europe (ADC) at the Federal Ministry for European and International Affairs sets Austria's humanitarian policy strategy and programmes. The Austrian Ministry of the Interior is in charge of coordinating international crisis response. The Austrian Development Agency (ADA) is the operational arm of the ADC, responsible for the implementation of all bilateral programmes and projects in partner countries and administering the corresponding budget. Its document, 'Internationale humanitäre Hilfe Leitlinie der Österreichischen Entwicklungs- und Ostzusammenarbeit' (June 2007) outlines Austrian humanitarian policy and is based on relevant guidelines of the EU, the OECD/DAC, international humanitarian conventions and the basic principles of GHD.

Source: <http://www.ada.gv.at/>, DAC Peer Review for Austria (OECD, 2004).

HRI scores by pillar



HRI results

| ADVANTAGES | SCORE | RANK |
|--|-------|------|
| Responding to humanitarian needs | | |
| Distribution of funding relative to ECHO's GNA..... | 6.36 | 4 |
| Timely funding to onset disasters | 6.15 | 3 |
| Working with humanitarian partners | | |
| Unearmarked or broadly earmarked funds..... | 5.73 | 3 |
| Implementing international guiding principles | | |
| Implementing human rights law | 5.80 | 3 |
| Implementing international humanitarian law | 6.40 | 5 |

| DISADVANTAGES | SCORE | RANK |
|---|-------|------|
| Responding to humanitarian needs | | |
| Timely funding to complex emergencies..... | 1.00 | 23 |
| Integrating relief and development | | |
| Consultation with beneficiaries on monitoring and evaluation..... | 4.25 | 22 |
| Funding to strengthen local capacity | 1.02 | 22 |
| Supporting long-term development aims | 4.35 | 22 |
| Working with humanitarian partners | | |
| Funding UN Consolidated Inter-Agency Appeals | 1.07 | 22 |

| Overview of humanitarian aid | Austria | | Share of total DAC (%) | |
|--|--------------------|-------------------|------------------------|-------------------|
| | 2005 | 2006 ³ | 2005 | 2006 ³ |
| Total humanitarian aid, of which: | 29.2 | 19.6 | 0.3 | 0.2 |
| Bilateral humanitarian aid ¹ | 26.1 | 16.9 | 0.3 | 0.2 |
| Multilateral humanitarian aid ^{2*} | 3.0 | 2.6 | 0.2 | 0.2 |
| Official development assistance | 1,573 | 1,498 | 1.4 | 1.3 |
| Funding to Central Emergency Response Fund ^{**} | n/a | 0.0 | n/a | 0.0 |
| Other funds committed under flexible terms ^{4***} | 0.0 | 0.0 | 0.0 | 0.0 |
| | DAC average | | | |
| Total humanitarian aid per capita (US\$) | 4 | 2 | 19 | 24 |
| Total humanitarian aid / official development assistance (%) | 1.9 | 1.3 | 8.9 | 9.4 |
| Total humanitarian aid / GNI (%) | 0.010 | 0.006 | 0.043 | 0.049 |

Notes: All data are given in current US\$ m unless otherwise indicated.

1 Bilateral humanitarian aid is provided directly by a donor country to a recipient country and includes non-core earmarked contributions to humanitarian organisations but excludes category 'refugees in donor countries' (where 2006 data not available, estimated as average over last four years).

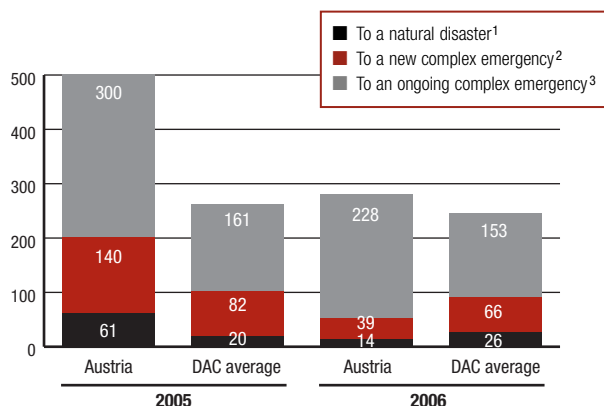
2 Core unearmarked humanitarian flows to UNHCR, UNICEF, WFP, UNRWA, UN/OCHA, ICRC and IFRC.

3 Preliminary; may include official support to asylum seekers in donor country.

4 Consists of IFRC's Disaster Relief Emergency Fund, Common Humanitarian Funds piloted in Sudan and Democratic Republic of Congo in 2006, Emergency Response Funds in 2006 for the DRC, Indonesia, Somalia, the Republic of Congo and Ethiopia and country Humanitarian Response Funds in 2005 for DPRK, DRC, Côte d'Ivoire and Somalia.

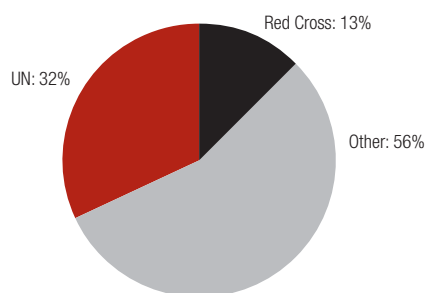
Sources: All data from OECD-DAC except: (*) UNHCR, UNICEF, WFP, UNRWA, UN/OCHA, ICRC and IFRC; (**) OCHA; (***) OCHA, IFRC; Common Humanitarian Fund for Sudan, Common Humanitarian Action Plan DRC 2007, US Federal Reserve.

Response times by crisis type, 2005–2006 (days)



Notes: ¹Average number of days between launch date of a UN Appeal and commitment or disbursement of funds to given ongoing emergencies. ²Average number of days between launch date of a UN Appeal and commitment or disbursement of funds to given new emergencies. ³Average number of days between onset of natural disaster (following CRED dates) and commitment or disbursement of funds to given natural disaster. Source: OCHA/FTS (status early May 2007), Centre for Research on Epidemiology of Disasters (<http://www.cred.be/>).

Main channels of humanitarian aid, 2006



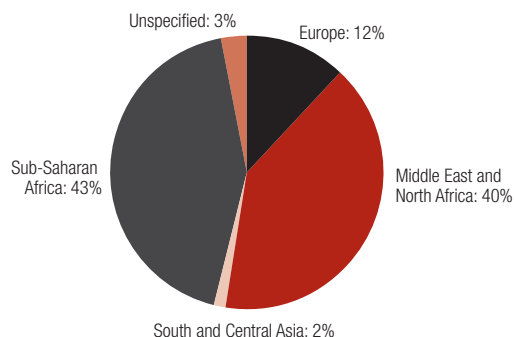
Notes: The UN category encompasses humanitarian receipts by UNHCR, UNICEF, WFP, UNRWA and UN/OCHA including CERF funding; the Red Cross category encompasses humanitarian receipts by IFRC and ICRC. 'Other' is a residual category and includes humanitarian flows to governments, Red Cross national societies, intergovernmental organisations, NGOs, private organisations and foundations. Shares are taken relative to total humanitarian aid reported in 'Overview of humanitarian aid' table. Sources: UN/OCHA, UNICEF, WFP, UNRWA, UNHCR, ICRC, IFRC, OECD.

Funding per emergency, 2006

| Crisis | US\$ m | % of total | Inside an Appeal (%) | Outside an Appeal (%) |
|---|------------|--------------|----------------------|-----------------------|
| Palestinian Territories | 1.5 | 26.4 | 100.0 | 0.0 |
| Ethiopia | 0.6 | 11.6 | 0.0 | 100.0 |
| Lebanon Crisis, July | 0.6 | 11.4 | 0.0 | 100.0 |
| Bosnia and Herzegovina | 0.6 | 10.4 | 0.0 | 100.0 |
| Sudan | 0.4 | 6.9 | 100.0 | 0.0 |
| Uganda | 0.4 | 6.5 | 0.0 | 100.0 |
| Kenya: Influx of Somali refugees, September | 0.3 | 6.0 | 100.0 | 0.0 |
| Ethiopia: Floods, August | 0.3 | 5.8 | 0.0 | 100.0 |
| Mozambique | 0.3 | 5.3 | 0.0 | 100.0 |
| Iraq (incl. Iraqi refugees in neighbouring countries) | 0.1 | 2.5 | 0.0 | 100.0 |
| Other | 0.4 | 7.2 | 9.8 | 90.2 |
| Total | 5.5 | 100.0 | 40.0 | 60.0 |

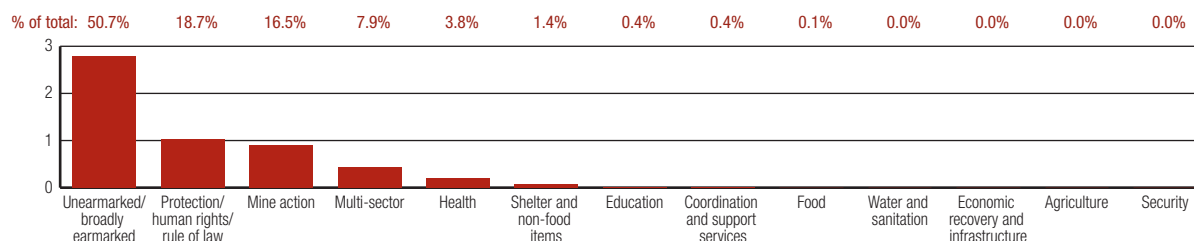
Notes: Category 'Other' includes both provision of unearmarked funds (inside an Appeal to CERF and outside an Appeal) and other miscellaneous flows (only outside an Appeal) if applicable. Source: OCHA/FTS.

Regional distribution of funding, 2006



Note: The number of Appeals financed per region: Europe (0), Latin America and Caribbean (0), Middle East and North Africa(1), Other Asia and Oceania (0), South and Central Asia (0), Sub-Saharan Africa (3), Unspecified (0). Source: OCHA/FTS.

Sectoral distribution of funding, inside and outside an Appeal, 2006 (US\$ m)



Notes: 'Unearmarked/broadly earmarked' category consists of funding not yet applied by recipient agency to particular project or sector. Source: OCHA/FTS.