

THE
HUMANITARIAN
RESPONSE
INDEX 2009

DARA

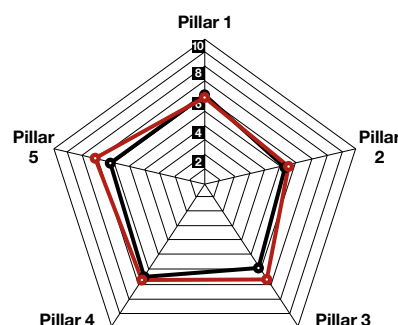
Donor profile: United Kingdom



© Copyright 2010
by DARA

United Kingdom

HRI 2009 Ranking: 9th



HRI 2009 scores by pillar

- Pillar 1** Responding to needs
- Pillar 2** Prevention, risk reduction and recovery
- Pillar 3** Working with humanitarian partners
- Pillar 4** Protection and International Law
- Pillar 5** Learning and accountability

- **United Kingdom**
- **OECD-DAC average**

The United Kingdom ranked 9th overall in the 2009 HRI, down one position from 2008. The UK's top ranking by pillar was in Pillar 5 (Learning and accountability), where it climbed from 5th place in 2008 to 2nd place in 2009 in comparison to its peers. The next best ranking was in Pillar 3 (Working with humanitarian partners) at 7th, followed by Pillar 4 (Protection and International Law) where its ranking moved from 12th to 9th. Its rank for Pillar 2 (Prevention, risk reduction and recovery) moved from 18th to 11th, while in Pillar 1 (Responding to needs) it dropped from 10th to 14th. The UK ranked 12th among its peers on the specific indicator for generosity and burden sharing.

The UK was 1st among the donors in specific indicators such as coordination, the equitable distribution of funding against level of crisis and vulnerability, funding to CERF and other quick disbursement mechanisms and funding to UN consolidated

appeals and IFRC and ICRC appeals. It also ranked well around donor capacity for informed decision-making (2nd) and funding to forgotten emergencies and those with low media coverage (2nd). In contrast, it received its lowest rankings in the equitable distribution of funding to different crisis countries, the timeliness of funding to sudden onset disasters and supporting the needs of refugees, each with rankings of 17th compared with other donors. In terms of performance in the crises studied this year, the UK tended to rate above the donor average, with generally good performance in all crises except Somalia, the occupied Palestinian Territories or Afghanistan – where it scored below the donor average.

HRI 2009 results

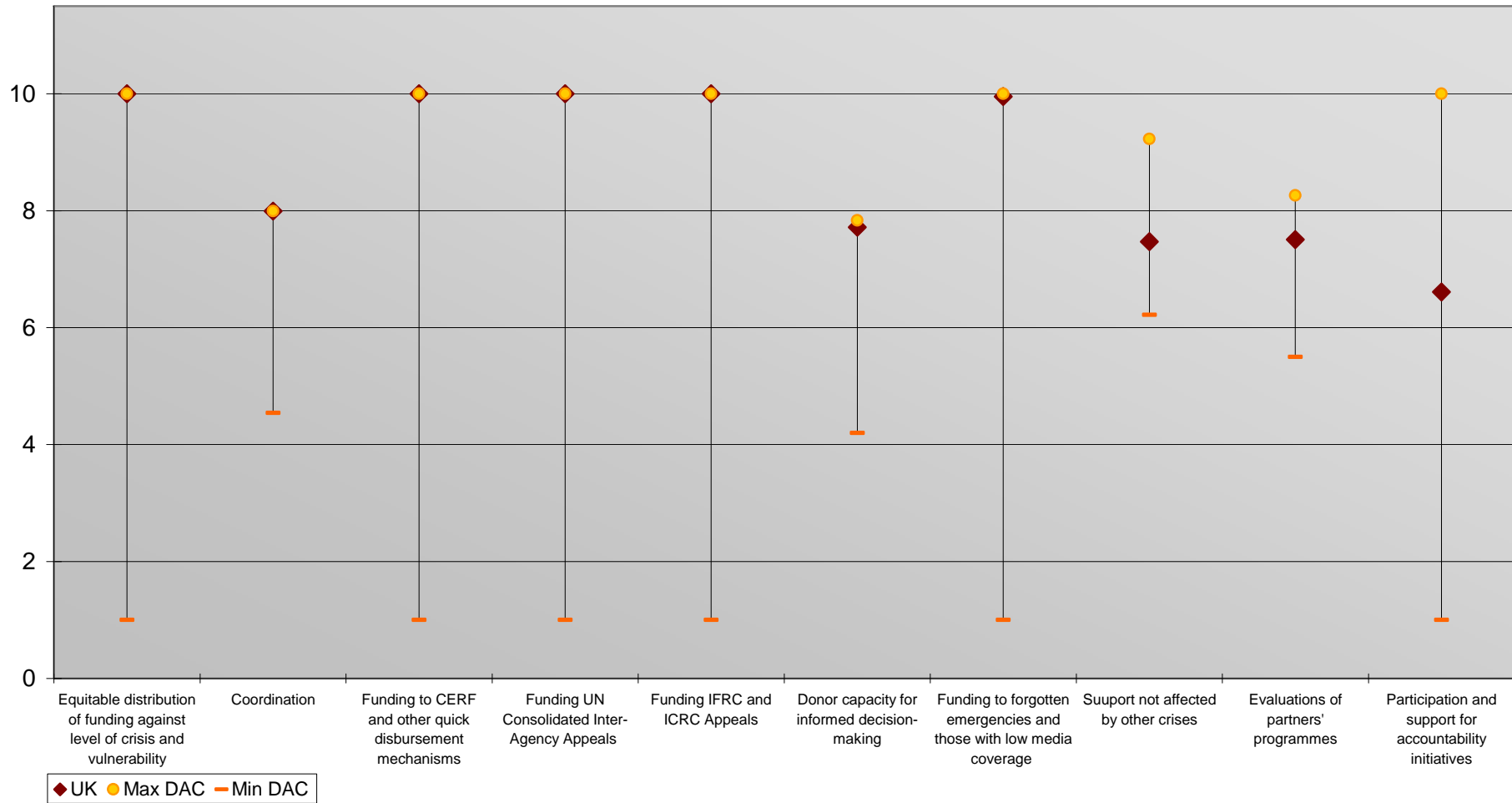
Highest scores	Score*	Rank**
Responding to needs		
Equitable distribution of funding against level of crisis and vulnerability	10.00	1
Funding to forgotten emergencies and those with low media coverage	9.95	2
Working with humanitarian partners		
Funding IFRC and ICRC appeals	10.00	1
Funding UN Consolidated Inter-Agency Appeals	10.00	1
Funding to CERF and other quick disbursement mechanisms	10.00	1

Lowest scores	Score*	Rank**
Responding to needs		
Generosity and burden sharing	3.63	12
Equitable distribution of funding to different crisis countries	1.00	17
Prevention, risk reduction and recovery		
Funding local capacity	2.08	16
Working with humanitarian partners		
Un-earmarked funding	3.08	13
Funding UN coordination mechanisms and common services	2.90	9

* Based on HRI ten-point scale
 ** Ranking in comparison to peers

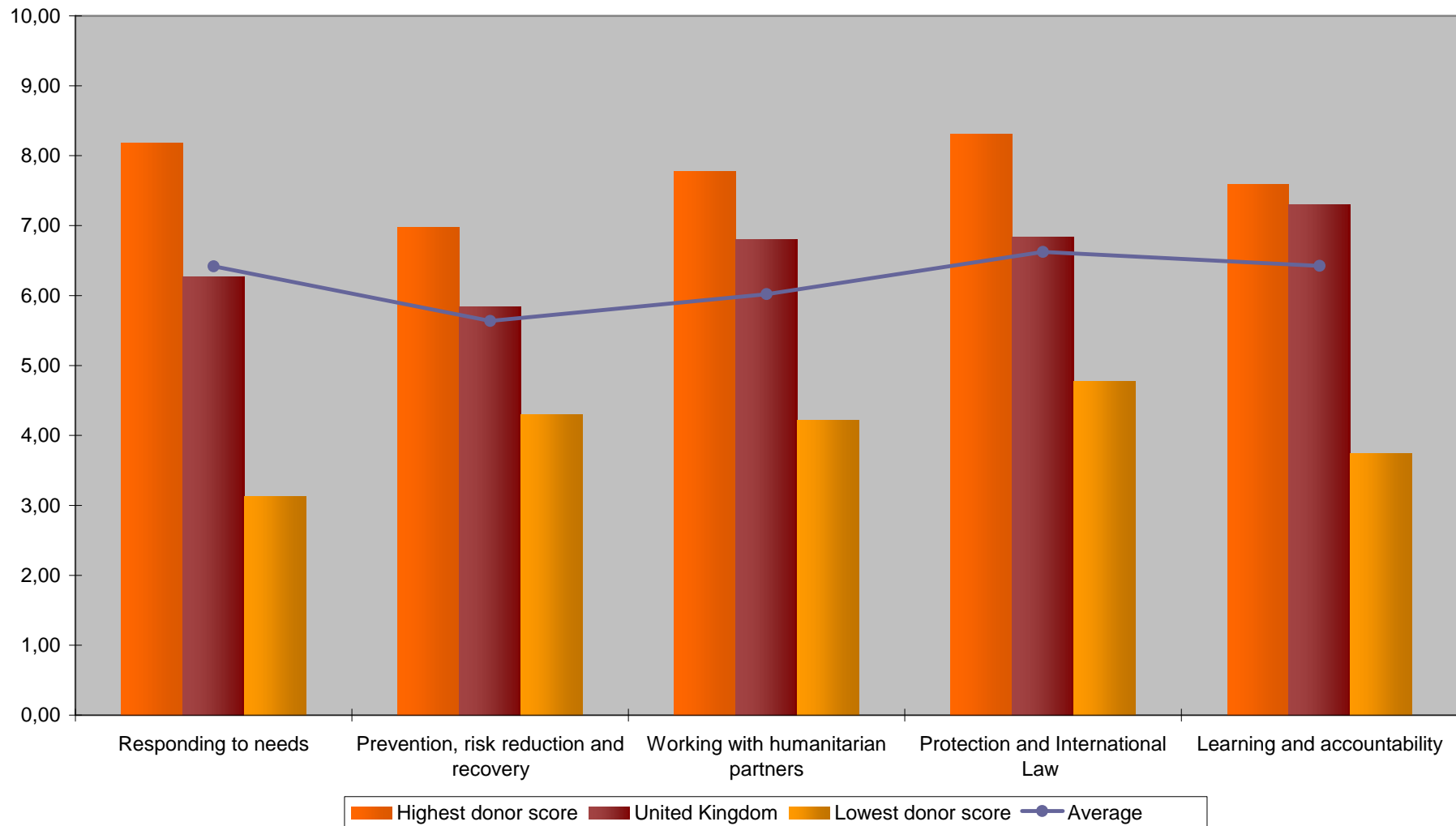
HRI Indicator			UK		DAC Average	Max DAC	Min DAC
			Rank	Score			
Pillar 1	1	Saving lives and maintaining human dignity	11	8.36	8.15	8.92	7.31
	2	Neutrality and impartiality	16	7.79	7.85	9.00	6.78
	3	Non-discrimination	15	8.41	8.31	9.37	7.33
	4	Independence from non-humanitarian objectives	16	5.61	5.95	8.11	4.69
	5	Needs-based responses	9	8.24	8.05	8.94	6.67
	6	Assessing needs	15	6.35	6.58	8.06	5.23
	7	Funding decisions based on needs assessments	12	7.52	7.44	8.23	6.04
	8	Support not affected by other crises	3	7.47	7.15	9.23	6.22
	9	Beneficiary involvement	8	7.23	6.65	7.91	4.88
	10	Donor capacity for informed decision-making	2	7.72	6.28	7.83	4.20
	11	Timeliness of funding	5	7.18	6.42	7.54	5.06
	12	Equitable distribution of funding to different crisis countries	17	1.00	6.76	10.00	1.00
	13	Funding to forgotten emergencies and those with low media coverage	2	9.95	6.87	10.00	1.00
	14	Timeliness of funding to complex emergencies	11	6.68	6.29	10.00	1.00
	15	Timeliness of funding to sudden onset disasters	17	3.69	5.32	10.00	1.00
	16	Generosity and burden sharing	12	3.63	4.45	10.00	1.00
	17	Equitable distribution of funding in accordance to needs in the crisis	7	8.37	6.87	10.00	1.00
	18	Equitable distribution of funding against level of crisis and vulnerability	1	10.00	8.70	10.00	1.00
		PillarTotal	14	6.96	6.90	7.86	3.90
Pillar 2	19	Mainstreaming risk reduction and prevention into the response	10	6.71	6.54	7.17	4.95
	20	Crisis prevention and preparedness measures	7	6.75	6.32	7.27	4.91
	21	Strengthening local community capacity for disaster and crisis preparedness	9	7.20	7.04	7.93	5.88
	22	Supporting the transition between relief, early recovery and development	15	5.98	5.98	7.04	5.02
	23	Building local capacity to work with humanitarian actors	8	7.00	6.75	7.53	5.14
	24	Funding local capacity	16	2.08	3.12	10.00	1.00
	25	Funding international disaster risk mitigation mechanisms	9	5.13	3.80	10.00	1.00
			PillarTotal	11	5.84	5.63	6.97
Pillar 3	26	Adapting to changing needs	9	7.05	6.46	7.57	5.13
	27	Reliability	15	7.44	7.36	8.19	5.49
	28	Coordination	1	8.00	7.06	8.00	4.54
	29	Advocacy for local and government authorities to carry out their responsibilities	8	7.24	6.78	8.80	5.41
	30	Support local and government authorities' coordination capacity	8	6.10	5.73	6.48	4.22
	31	Respect for the roles of the different components of the humanitarian sector	12	7.86	7.92	8.86	6.70
	32	Conditionality that does not comprise humanitarian action	11	7.36	7.32	8.98	5.98
	33	Flexibility	13	6.72	6.76	8.09	5.60
	34	Longer-term funding arrangements	9	5.28	4.78	6.29	3.50
	35	Strengthening humanitarian response capacity	12	5.38	5.51	6.20	4.17
	36	Funding UN coordination mechanisms and common services	9	2.90	3.28	10.00	1.00
	37	Funding to NGOs	11	4.35	4.80	10.00	1.00
	38	Funding to CERF and other quick disbursement mechanisms	1	10.00	5.61	10.00	1.00
	39	Un-earmarked funding	13	3.08	3.62	10.00	1.00
40	Funding UN Consolidated Inter-Agency Appeals	1	10.00	6.34	10.00	1.00	
41	Funding IFRC and ICRC Appeals	1	10.00	6.88	10.00	1.00	
		Pillar Total	7	6.80	6.02	7.77	4.22
Pillar 4	42	Protection	13	7.62	7.62	8.60	5.95
	43	Advocacy for the respect for human rights	9	7.25	6.92	8.05	6.17
	44	Advocacy for the respect for and implementation of IHL	12	7.43	7.13	8.75	5.99
	45	Supporting needs of refugees	17	6.38	7.08	9.05	5.50
	46	Supporting needs of internally displaced persons	15	6.85	7.15	8.33	6.18
	47	Facilitating safe humanitarian access	6	6.85	6.57	7.35	5.43
	48	Respect for international humanitarian law	6	7.14	5.87	10.00	1.00
	49	Respect for human rights law	11	6.76	6.50	10.00	1.00
	50	Implementation of refugee law	9	5.22	4.64	10.00	1.00
			Pillar Total	9	6.83	6.62	8.31
Pillar 5	51	Accountability towards affected populations	5	6.98	6.20	7.58	4.53
	52	Transparency of funding and decision-making processes	7	6.19	5.75	7.54	4.50
	53	Evaluations of partners' programmes	4	7.51	6.69	8.26	5.50
	54	Support for monitoring and evaluation	11	7.12	6.87	7.93	6.22
	55	Use of recommendations from evaluations	5	6.26	6.00	7.09	4.88
	56	Promotion of good practice and quality standards	8	8.42	7.91	8.91	7.07
	57	Monitoring adherence to quality standards.	7	7.01	6.26	7.53	4.85
	58	Reporting requirements for humanitarian actors	11	7.94	7.78	8.40	6.68
	59	Participation and support for accountability initiatives	4	6.61	4.07	10.00	1.00
	60	Conducting evaluations	13	8.93	6.71	10.00	1.00
		Pillar Total	2	7.30	6.43	7.60	3.74

United Kingdom: ten main strengths



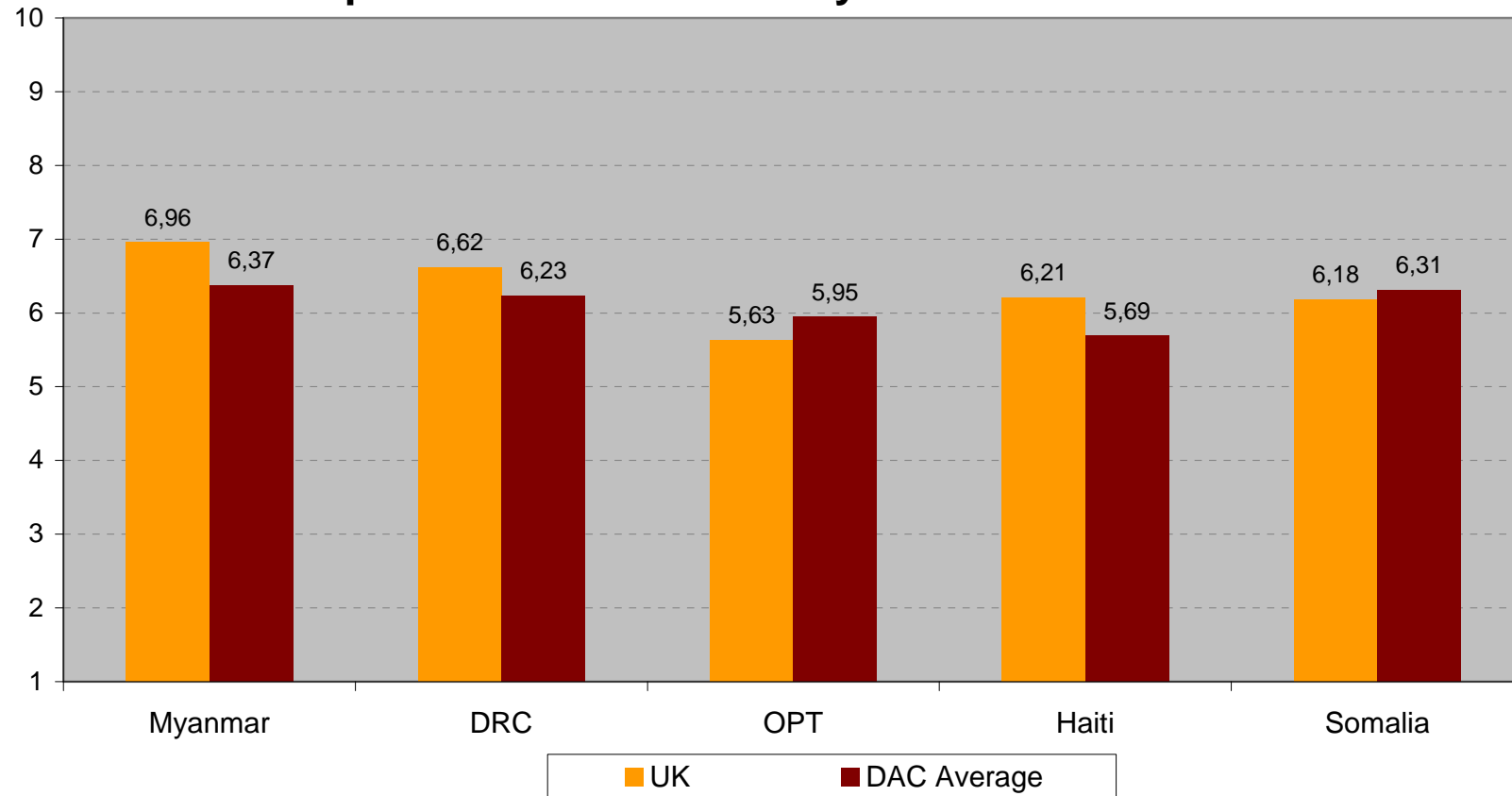
Note: This graph compares the ten highest scored indicators for the United Kingdom compared to the highest and lowest scores in the DAC group.

United Kingdom scores by pillar



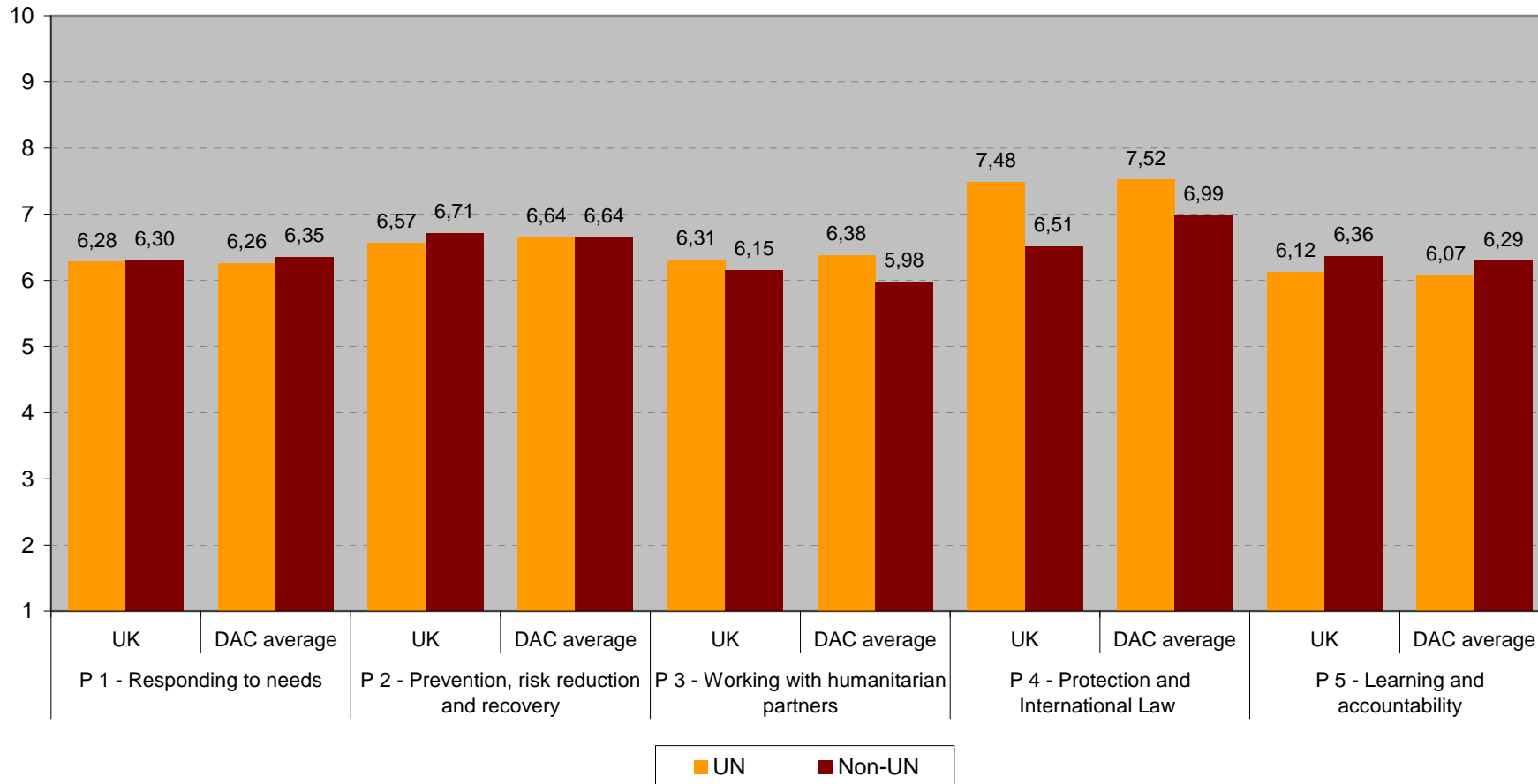
Note: This graph compares the average scores by pillar for the United Kingdom compared to the highest and lowest scores by pillar in the DAC group.

United Kingdom: Comparison of overall survey scores in selected crises



Note: This graph compares the HRI 2009 survey scores for the UK compared to the overall DAC average. Data is from 89 survey responses (of a total of 117) from organisations that received funding from the UK (only crises with a minimum of 8 responses are included). Data is not disaggregated in order to protect the confidentiality of respondents.

UK: Comparison of survey responses by type of organisation



Note: This graph compares HRI 2009 average survey responses by pillar of UN agencies versus non-UN agencies (includes INGOs, local NGOs and Red Cross Red Crescent), compared against overall DAC averages. Data is based on responses from 110 organisations funded by the UK in 12 crises (39 UN agencies, and 71 non-UN organisations).