

THE  
HUMANITARIAN  
RESPONSE  
INDEX 2009

DARA

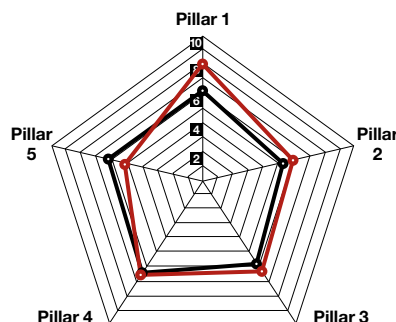
Donor profile: Luxembourg



© Copyright 2010  
by DARA

# Luxembourg

HRI 2009 Ranking: 7th



## HRI 2009 scores by pillar

- Pillar 1** Responding to needs
- Pillar 2** Prevention, risk reduction and recovery
- Pillar 3** Working with humanitarian partners
- Pillar 4** Protection and International Law
- Pillar 5** Learning and accountability

—○— Luxembourg  
—○— OECD-DAC average

Luxembourg maintained its 7th place ranking in the HRI this year. Its highest ranking was in Pillar 1 (Responding to needs), where it dropped slightly from 2nd to 4th place. In Pillar 2 (Prevention, risk reduction and recovery) Luxembourg moved up to 4th place, from 7th place in 2008. Its ranking in Pillar 3 (Working with humanitarian partners) dropped four positions from 5th to 9th, and in Pillar 4 (Protection and International Law), it moved from 5th to 12th place. Luxembourg's lowest ranking was in Pillar 5 (Learning and accountability), where it came in 20th among all donors. Luxembourg ranked first among the donors for the HRI 2009 on generosity and burden sharing.

Luxembourg ranked very well among its peers in several indicators on funding, with first place rankings for funding IFRC and ICRC appeals, funding UN Consolidated Inter-Agency Appeals, funding CERF and other quick disbursement

mechanisms, and for funding international disaster mitigation mechanisms (2nd). It also did well in assessing needs (3rd) and maintaining independence from non-humanitarian objectives (3rd). However, Luxembourg was among the lowest ranked donors in indicators on donor capacity for informed decision-making (21st), commitment to saving lives (20th), beneficiary involvement (19th), funding to forgotten emergencies and those with low media coverage (20th) and strengthening humanitarian response capacity (20th). It ranked 22nd in several indicators around accountability, including transparency of funding and decision-making, monitoring adherence to quality standards and participation and support for accountability initiatives. Luxembourg's performance in the different crises studied was below the donor average.

## HRI 2009 results

Highest scores	Score*	Rank**
<b>Responding to needs</b>		
Generosity and burden sharing	10.00	1
<b>Prevention, risk reduction and recovery</b>		
Funding international disaster risk mitigation mechanisms	9.84	2
<b>Working with humanitarian partners</b>		
Funding UN Consolidated Inter-Agency Appeals	10.00	1
Funding IFRC and ICRC appeals	10.00	1
Funding to CERF and other quick disbursement mechanisms	10.00	1

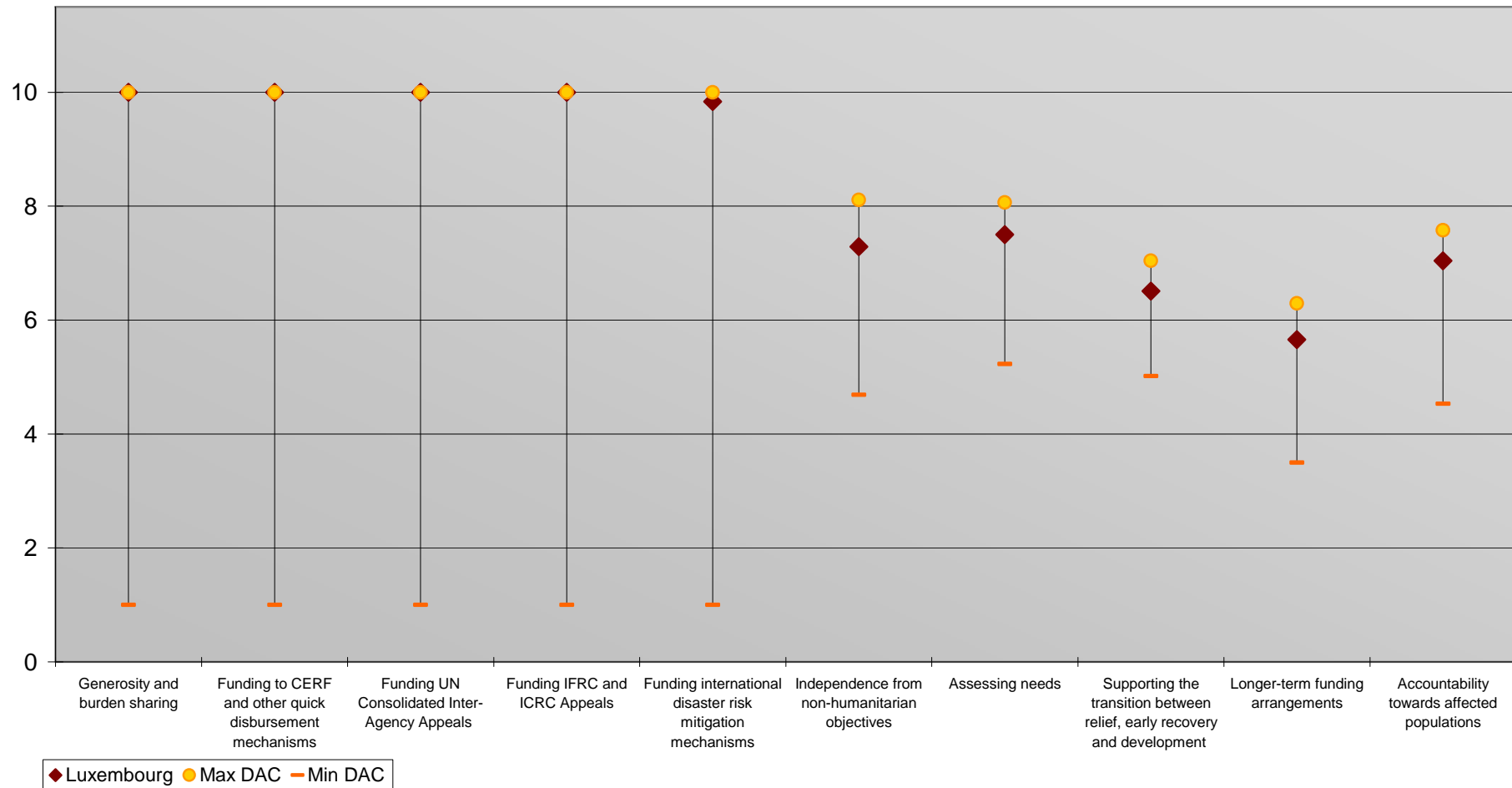
Lowest scores	Score*	Rank**
<b>Prevention, risk reduction and recovery</b>		
Funding local capacity	3.02	10
<b>Working with humanitarian partners</b>		
Un-earmarked funding	2.63	15
Funding UN coordination mechanisms and common services	1.57	15
<b>Learning and accountability</b>		
Conducting evaluations	1.58	18
Participation and support for accountability initiatives	1.00	22

\* Based on HRI ten-point scale  
\*\* Ranking in comparison to peers

*Note: Because of the low number of survey responses this year, data for Luxembourg has been pooled with survey responses from 2008 to generate a more adequate sample size.*

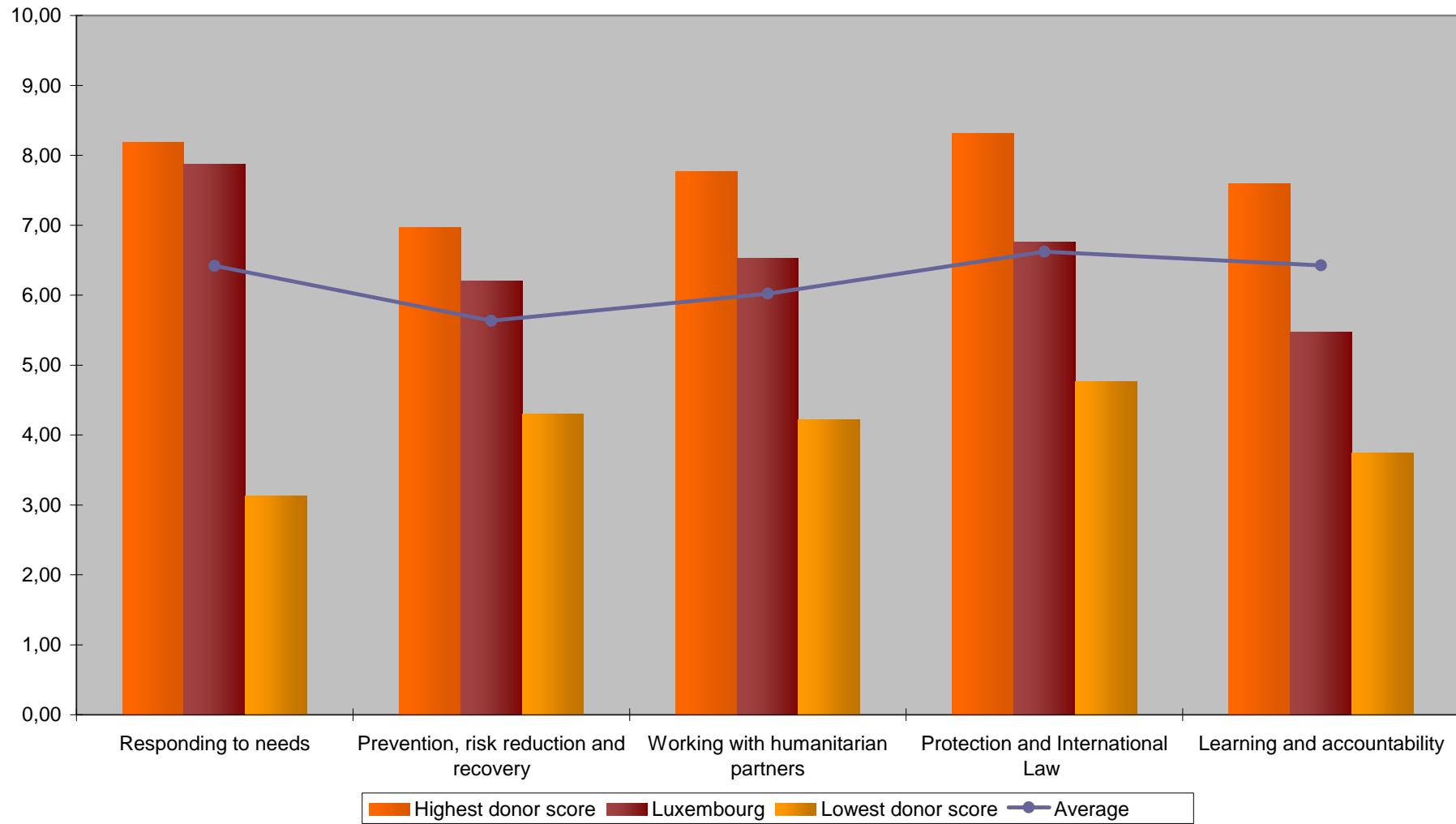
HRI Indicator			Luxembourg		DAC Average	Max DAC	Min DAC
			Rank	Score			
Pillar 1	1	Saving lives and maintaining human dignity	20	7.88	8.15	8.92	7.31
	2	Neutrality and impartiality	13	8.07	7.85	9.00	6.78
	3	Non-discrimination	12	8.63	8.31	9.37	7.33
	4	Independence from non-humanitarian objectives	3	7.29	5.95	8.11	4.69
	5	Needs-based responses	12	8.15	8.05	8.94	6.67
	6	Assessing needs	3	7.50	6.58	8.06	5.23
	7	Funding decisions based on needs assessments	18	7.02	7.44	8.23	6.04
	8	Support not affected by other crises	8	7.17	7.15	9.23	6.22
	9	Beneficiary involvement	19	6.40	6.65	7.91	4.88
	10	Donor capacity for informed decision-making	21	4.80	6.28	7.83	4.20
	11	Timeliness of funding	9	6.85	6.42	7.54	5.06
	12	Equitable distribution of funding to different crisis countries	13	7.91	6.76	10.00	1.00
	13	Funding to forgotten emergencies and those with low media coverage	20	5.19	6.87	10.00	1.00
	14	Timeliness of funding to complex emergencies	9	6.74	6.29	10.00	1.00
	15	Timeliness of funding to sudden onset disasters	5	7.56	5.32	10.00	1.00
	16	Generosity and burden sharing	1	10.00	4.45	10.00	1.00
	17	Equitable distribution of funding in accordance to needs in the crisis	19	5.55	6.87	10.00	1.00
	18	Equitable distribution of funding against level of crisis and vulnerability	14	9.18	8.70	10.00	1.00
		<b>Pillar Total</b>	<b>7</b>	<b>7.33</b>	<b>6.90</b>	<b>7.86</b>	<b>3.90</b>
Pillar 2	19	Mainstreaming risk reduction and prevention into the response	19	6.11	6.54	7.17	4.95
	20	Crisis prevention and preparedness measures	9	6.52	6.32	7.27	4.91
	21	Strengthening local community capacity for disaster and crisis preparedness	22	5.88	7.04	7.93	5.88
	22	Supporting the transition between relief, early recovery and development	4	6.51	5.98	7.04	5.02
	23	Building local capacity to work with humanitarian actors	21	5.57	6.75	7.53	5.14
	24	Funding local capacity	10	3.02	3.12	10.00	1.00
	25	Funding international disaster risk mitigation mechanisms	2	9.84	3.80	10.00	1.00
		<b>Pillar Total</b>	<b>4</b>	<b>6.21</b>	<b>5.63</b>	<b>6.97</b>	<b>4.30</b>
Pillar 3	26	Adapting to changing needs	16	6.39	6.46	7.57	5.13
	27	Reliability	18	6.82	7.36	8.19	5.49
	28	Coordination	15	6.67	7.06	8.00	4.54
	29	Advocacy for local and government authorities to carry out their responsibilities	7	7.28	6.78	8.80	5.41
	30	Support local and government authorities' coordination capacity	19	5.31	5.73	6.48	4.22
	31	Respect for the roles of the different components of the humanitarian sector	18	7.54	7.92	8.86	6.70
	32	Conditionality that does not comprise humanitarian action	13	7.33	7.32	8.98	5.98
	33	Flexibility	10	6.86	6.76	8.09	5.60
	34	Longer-term funding arrangements	4	5.66	4.78	6.29	3.50
	35	Strengthening humanitarian response capacity	20	4.81	5.51	6.20	4.17
	36	Funding UN coordination mechanisms and common services	15	1.57	3.28	10.00	1.00
	37	Funding to NGOs	7	5.54	4.80	10.00	1.00
	38	Funding to CERF and other quick disbursement mechanisms	1	10.00	5.61	10.00	1.00
	39	Un-earmarked funding	15	2.63	3.62	10.00	1.00
40	Funding UN Consolidated Inter-Agency Appeals	1	10.00	6.34	10.00	1.00	
41	Funding IFRC and ICRC Appeals	1	10.00	6.88	10.00	1.00	
		<b>Pillar Total</b>	<b>9</b>	<b>6.53</b>	<b>6.02</b>	<b>7.77</b>	<b>4.22</b>
Pillar 4	42	Protection	11	7.65	7.62	8.60	5.95
	43	Advocacy for the respect for human rights	16	6.90	6.92	8.05	6.17
	44	Advocacy for the respect for and implementation of IHL	16	6.88	7.13	8.75	5.99
	45	Supporting needs of refugees	11	7.23	7.08	9.05	5.50
	46	Supporting needs of internally displaced persons	18	6.68	7.15	8.33	6.18
	47	Facilitating safe humanitarian access	18	6.03	6.57	7.35	5.43
	48	Respect for international humanitarian law	11	6.08	5.87	10.00	1.00
	49	Respect for human rights law	6	7.98	6.50	10.00	1.00
	50	Implementation of refugee law	7	5.46	4.64	10.00	1.00
			<b>Pillar Total</b>	<b>12</b>	<b>6.77</b>	<b>6.62</b>	<b>8.31</b>
Pillar 5	51	Accountability towards affected populations	4	7.04	6.20	7.58	4.53
	52	Transparency of funding and decision-making processes	22	4.50	5.75	7.54	4.50
	53	Evaluations of partners' programmes	16	6.70	6.69	8.26	5.50
	54	Support for monitoring and evaluation	14	6.80	6.87	7.93	6.22
	55	Use of recommendations from evaluations	4	6.43	6.00	7.09	4.88
	56	Promotion of good practice and quality standards	18	7.77	7.91	8.91	7.07
	57	Monitoring adherence to quality standards.	22	4.85	6.26	7.53	4.85
	58	Reporting requirements for humanitarian actors	5	8.09	7.78	8.40	6.68
	59	Participation and support for accountability initiatives	22	1.00	4.07	10.00	1.00
	60	Conducting evaluations	18	1.58	6.71	10.00	1.00
		<b>Pillar Total</b>	<b>20</b>	<b>5.48</b>	<b>6.43</b>	<b>7.60</b>	<b>3.74</b>

## Luxembourg: ten main strengths



**Note:** This graph compares the ten highest scored indicators for Luxembourg compared to the highest and lowest scores in the DAC group.

## Luxembourg scores by pillar



**Note:** This graph compares the average scores by pillar for Luxembourg compared to the highest and lowest scores by pillar in the DAC group.