

THE
HUMANITARIAN
RESPONSE
INDEX 2009

DARA

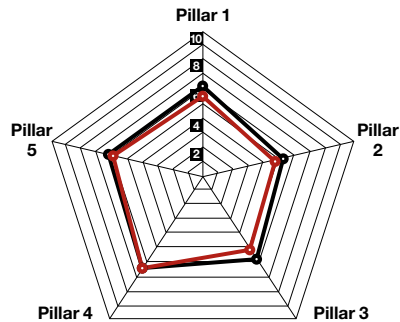
Donor profile: Germany



© Copyright 2010
by DARA

Germany

HRI 2009 Ranking: 16th



HRI 2009 scores by pillar

- Pillar 1** Responding to needs
- Pillar 2** Prevention, risk reduction and recovery
- Pillar 3** Working with humanitarian partners
- Pillar 4** Protection and International Law
- Pillar 5** Learning and accountability

- Germany
- OECD-DAC average

Germany climbed one position in this year's HRI, to 16th position. Its best ranking was in Pillar 4 (Protection and International Law), where it reached 15th place, followed by Pillar 1 (Responding to needs) in 16th position, and 17th position in Pillar 2 (Prevention, risk reduction and recovery), Pillar 3 (Working with humanitarian partners) and Pillar 5 (Learning and accountability). In the indicator for generosity and burden sharing, Germany is ranked 16th in comparison to its peers.

In the HRI's individual indicators Germany has strengths in mainstreaming risk reduction and prevention into the response, and for crisis prevention and preparedness measures, with 3rd place rankings. However, it only ranked 15th for funding international disaster risk mitigation mechanisms. Germany also did well in indicators for funding to NGOs (1st), advocacy

for the respect of human rights (2nd), respect for the roles of the different components of the humanitarian sector (2nd) and needs-based responses (4th). It ranked 2nd for supporting the needs of refugees, but only 16th for implementation of refugee law. While it ranked well in support for monitoring and evaluation and promotion of good practice and quality standards (3rd), it was 19th in terms of conducting evaluations. Indicators around funding issues were another area with poor rankings: 17th in timeliness of funding to partners, funding local capacity and longer-term funding arrangements, 18th in conditionality of aid that does not compromise humanitarian action, 19th in timeliness of funding to complex emergencies, 19th in funding UN consolidated appeals, 20th in un-earmarked funding and 21st in flexibility of funding. Germany's performance was around the overall donor average in the crises studied this year, with slightly better than average scores in the occupied Palestinian Territories.

HRI 2009 results

Highest scores	Score*	Rank**
Responding to needs		
Equitable distribution of funding to different crisis countries	9.01	11
Non-discrimination	8.77	8
Working with humanitarian partners		
Funding to NGOs	10.00	1
Respect for the roles of the different components of the humanitarian sector	8.63	2
Learning and accountability		
Promotion of good practice and quality standards	8.66	3

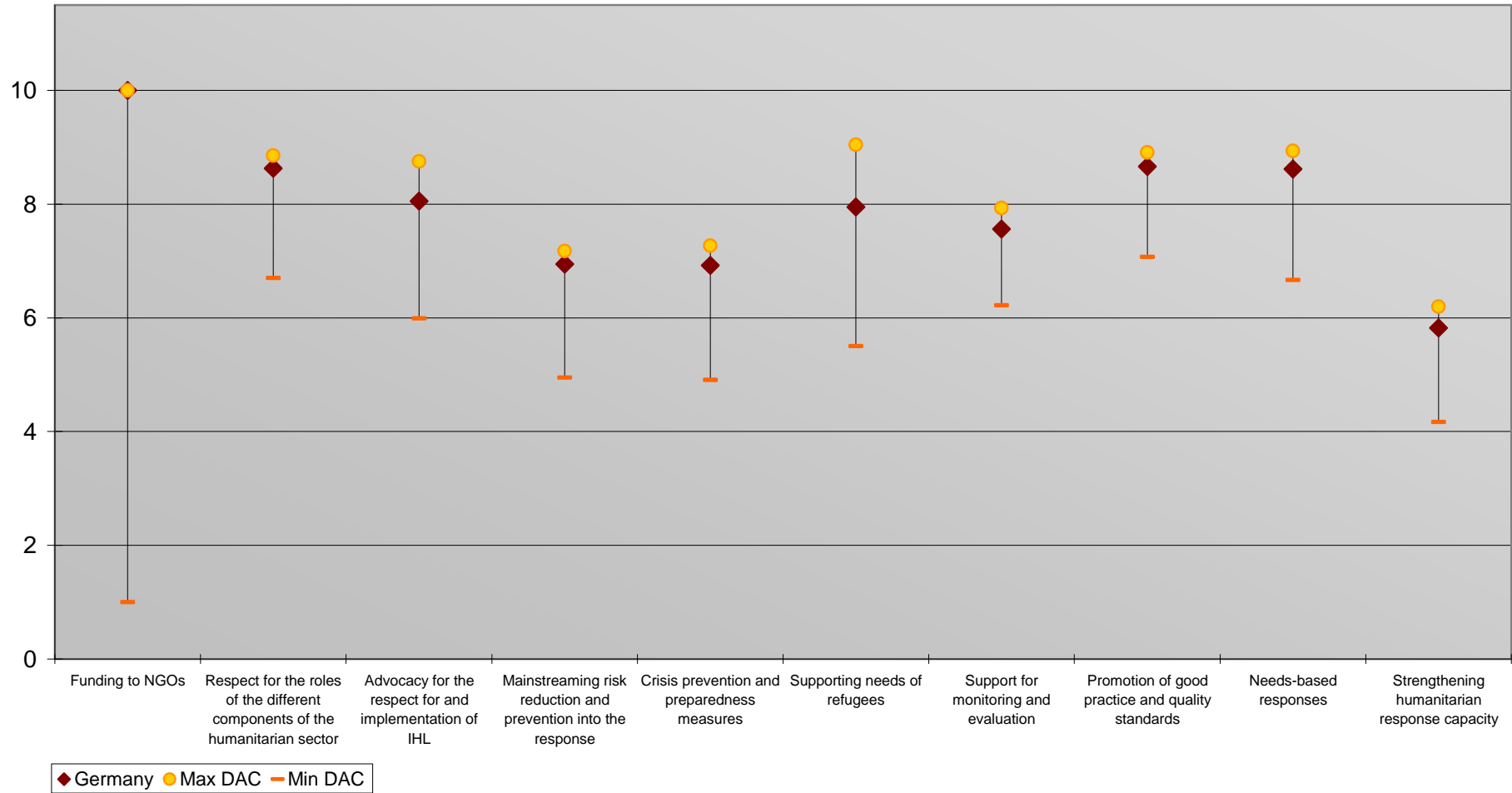
Lowest scores	Score*	Rank**
Prevention, risk reduction and recovery		
Funding to international disaster risk mitigation mechanisms	1.39	15
Funding local capacity	1.35	19
Working with humanitarian partners		
Un-earmarked funding	1.55	20
Funding UN coordination mechanisms and common services	1.10	18
Learning and accountability		
Conducting evaluations	1.21	19

* Based on HRI ten-point scale

** Ranking in comparison to peers

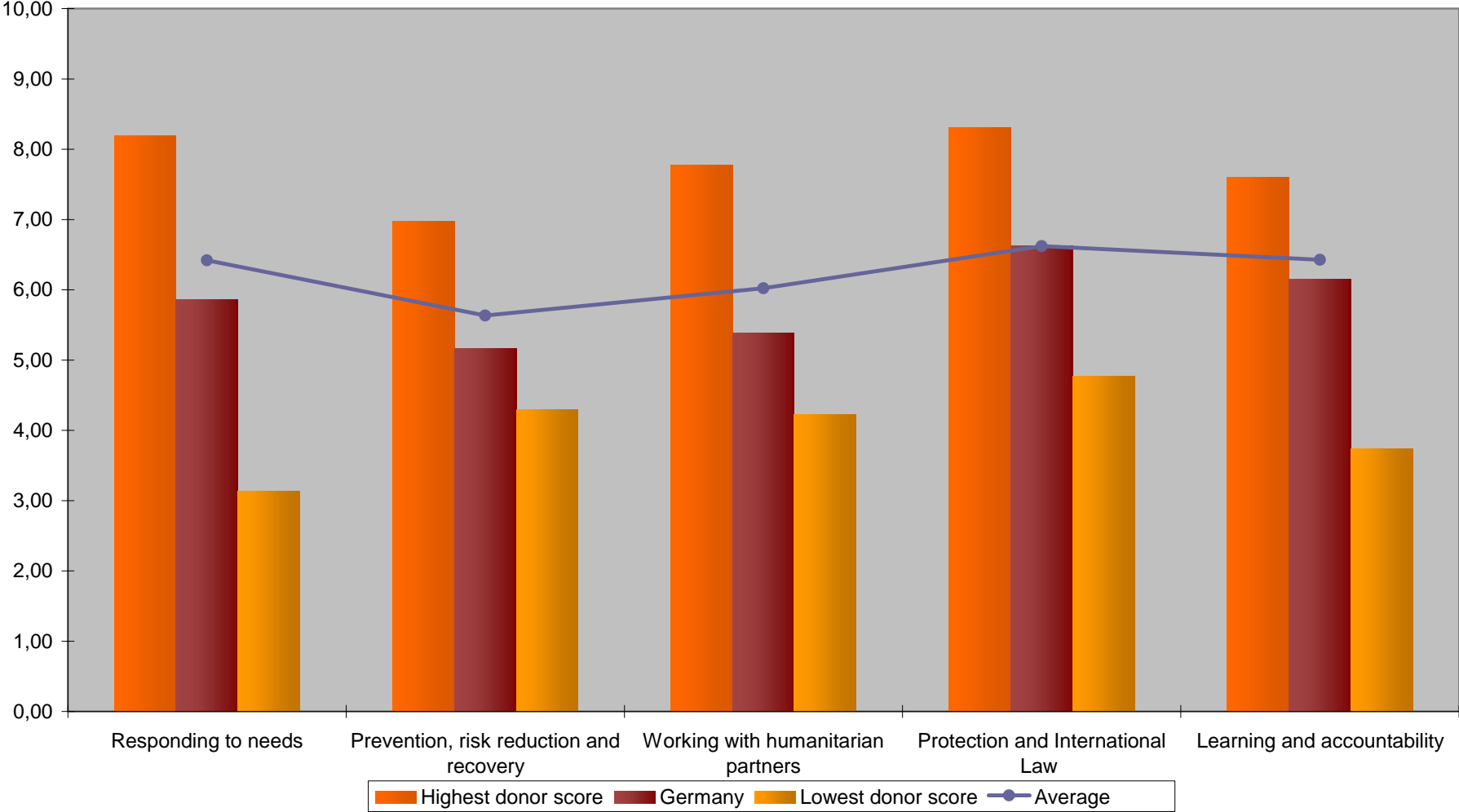
HRI Indicator			Germany		DAC Average	Max DAC	Min DAC
			Rank	Score			
Pillar 1	1	Saving lives and maintaining human dignity	7	8,53	8,15	8,92	7,31
	2	Neutrality and impartiality	9	8,28	7,85	9,00	6,78
	3	Non-discrimination	8	8,77	8,31	9,37	7,33
	4	Independence from non-humanitarian objectives	6	6,63	5,95	8,11	4,69
	5	Needs-based responses	4	8,61	8,05	8,94	6,67
	6	Assessing needs	11	6,79	6,58	8,06	5,23
	7	Funding decisions based on needs assessments	7	7,88	7,44	8,23	6,04
	8	Support not affected by other crises	19	6,70	7,15	9,23	6,22
	9	Beneficiary involvement	6	7,38	6,65	7,91	4,88
	10	Donor capacity for informed decision-making	5	6,89	6,28	7,83	4,20
	11	Timeliness of funding	17	6,39	6,42	7,54	5,06
	12	Equitable distribution of funding to different crisis countries	11	9,01	6,76	10,00	1,00
	13	Funding to forgotten emergencies and those with low media coverage	14	6,63	6,87	10,00	1,00
	14	Timeliness of funding to complex emergencies	19	5,16	6,29	10,00	1,00
	15	Timeliness of funding to sudden onset disasters	16	4,07	5,32	10,00	1,00
	16	Generosity and burden sharing	16	1,76	4,45	10,00	1,00
	17	Equitable distribution of funding in accordance to needs in the crisis	15	6,67	6,87	10,00	1,00
	18	Equitable distribution of funding against level of crisis and vulnerability	17	8,43	8,70	10,00	1,00
		Pillar Total	15	6,92	6,90	7,86	3,90
Pillar 2	19	Mainstreaming risk reduction and prevention into the response	3	6,94	6,54	7,17	4,95
	20	Crisis prevention and preparedness measures	3	6,92	6,32	7,27	4,91
	21	Strengthening local community capacity for disaster and crisis preparedness	12	7,09	7,04	7,93	5,88
	22	Supporting the transition between relief, early recovery and development	17	5,89	5,98	7,04	5,02
	23	Building local capacity to work with humanitarian actors	14	6,59	6,75	7,53	5,14
	24	Funding local capacity	19	1,35	3,12	10,00	1,00
	25	Funding international disaster risk mitigation mechanisms	15	1,39	3,80	10,00	1,00
		Pillar Total	17	5,17	5,63	6,97	4,30
Pillar 3	26	Adapting to changing needs	8	7,15	6,46	7,57	5,13
	27	Reliability	7	7,68	7,36	8,19	5,49
	28	Coordination	5	7,69	7,06	8,00	4,54
	29	Advocacy for local and government authorities to carry out their responsibilities	16	6,46	6,78	8,80	5,41
	30	Support local and government authorities' coordination capacity	10	5,92	5,73	6,48	4,22
	31	Respect for the roles of the different components of the humanitarian sector	2	8,63	7,92	8,86	6,70
	32	Conditionality that does not comprise humanitarian action	18	6,86	7,32	8,98	5,98
	33	Flexibility	21	5,69	6,76	8,09	5,60
	34	Longer-term funding arrangements	17	4,52	4,78	6,29	3,50
	35	Strengthening humanitarian response capacity	4	5,82	5,51	6,20	4,17
	36	Funding UN coordination mechanisms and common services	18	1,10	3,28	10,00	1,00
	37	Funding to NGOs	1	10,00	4,80	10,00	1,00
	38	Funding to CERF and other quick disbursement mechanisms	15	2,03	5,61	10,00	1,00
	39	Un-earmarked funding	20	1,55	3,62	10,00	1,00
40	Funding UN Consolidated Inter-Agency Appeals	19	2,08	6,34	10,00	1,00	
41	Funding IFRC and ICRC Appeals	17	3,02	6,88	10,00	1,00	
		Pillar Total	17	5,39	6,02	7,77	4,22
Pillar 4	42	Protection	16	7,54	7,62	8,60	5,95
	43	Advocacy for the respect for human rights	12	7,11	6,92	8,05	6,17
	44	Advocacy for the respect for and implementation of IHL	2	8,05	7,13	8,75	5,99
	45	Supporting needs of refugees	3	7,95	7,08	9,05	5,50
	46	Supporting needs of internally displaced persons	9	7,37	7,15	8,33	6,18
	47	Facilitating safe humanitarian access	15	6,18	6,57	7,35	5,43
	48	Respect for international humanitarian law	15	5,26	5,87	10,00	1,00
	49	Respect for human rights law	8	7,28	6,50	10,00	1,00
	50	Implementation of refugee law	16	2,91	4,64	10,00	1,00
			Pillar Total	15	6,63	6,62	8,31
Pillar 5	51	Accountability towards affected populations	6	6,90	6,20	7,58	4,53
	52	Transparency of funding and decision-making processes	5	6,28	5,75	7,54	4,50
	53	Evaluations of partners' programmes	5	7,34	6,69	8,26	5,50
	54	Support for monitoring and evaluation	3	7,56	6,87	7,93	6,22
	55	Use of recommendations from evaluations	16	5,89	6,00	7,09	4,88
	56	Promotion of good practice and quality standards	3	8,66	7,91	8,91	7,07
	57	Monitoring adherence to quality standards.	5	7,07	6,26	7,53	4,85
	58	Reporting requirements for humanitarian actors	7	7,98	7,78	8,40	6,68
	59	Participation and support for accountability initiatives	14	2,68	4,07	10,00	1,00
	60	Conducting evaluations	19	1,21	6,71	10,00	1,00
		Pillar Total	17	6,16	6,43	7,60	3,74

Germany: ten main strengths



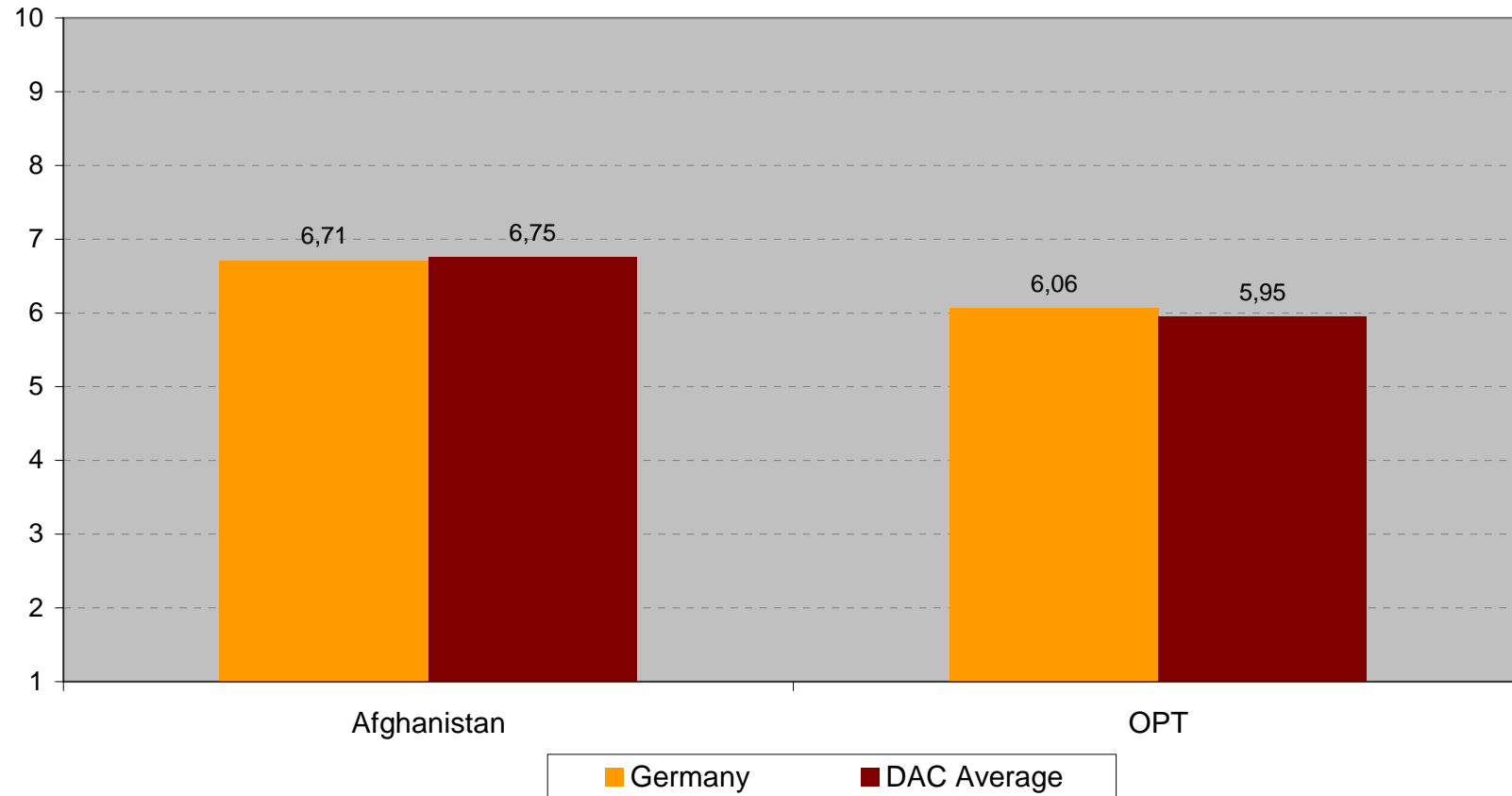
Note: This graph compares the ten highest scored indicators for Germany compared to the highest and lowest scores in the DAC group.

Germany scores by pillar



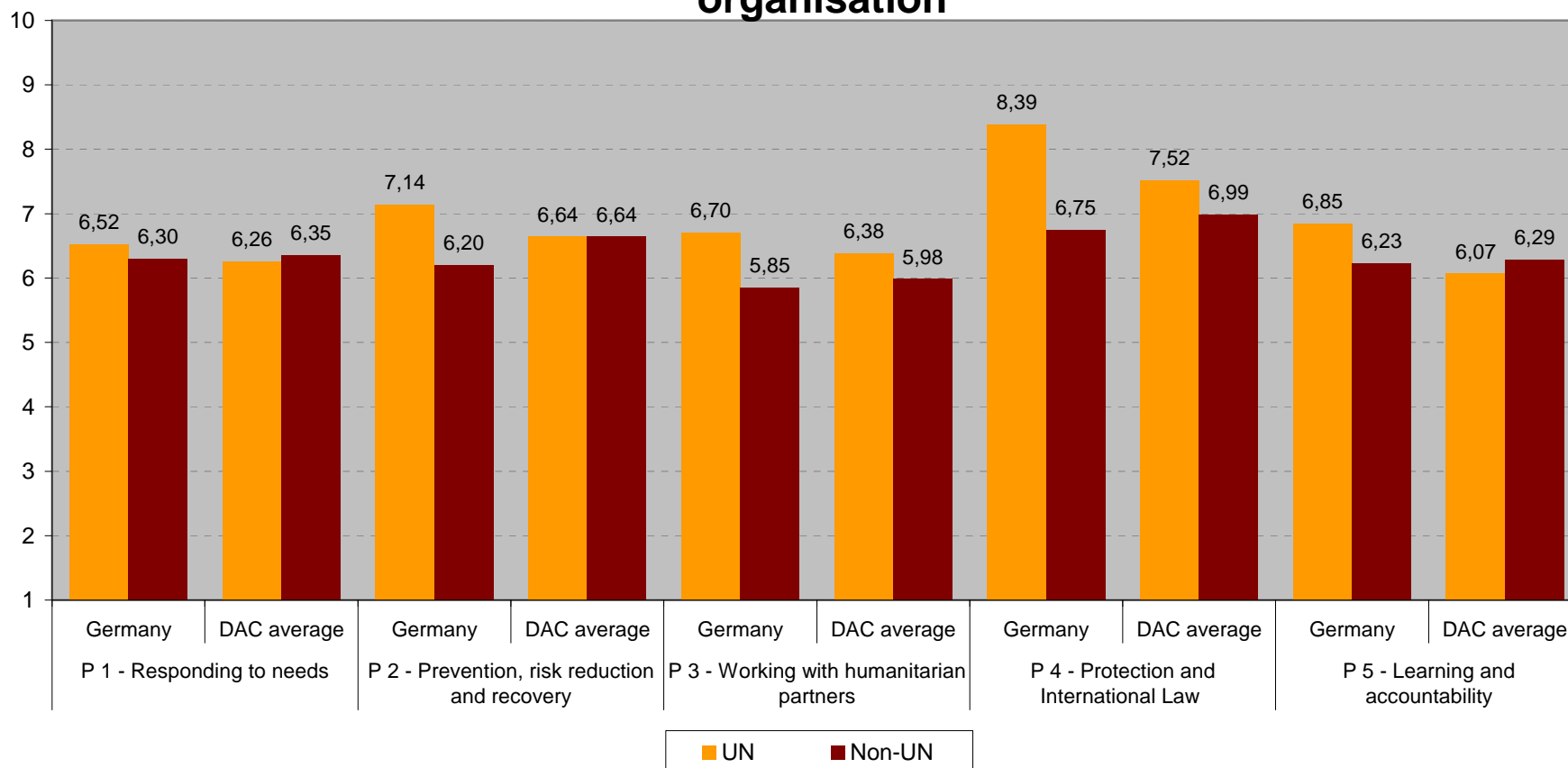
Note: This graph compares the average scores by pillar for Germany compared to the highest and lowest scores by pillar in the DAC group.

Germany: Comparison of overall survey scores in selected crises



Note: This graph compares the HRI 2009 survey scores for Germany compared to the overall DAC average. Data is from 22 survey responses (of a total of 60) from organisations that received funding from Germany (only crises with a minimum of 8 responses are included). Data is not disaggregated in order to protect the confidentiality of respondents.

Germany: Comparison of survey responses by type of organisation



Note: This graph compares HRI 2009 average survey responses by pillar of UN agencies versus non-UN agencies (includes INGOs, local NGOs and Red Cross Red Crescent) compared against overall DAC averages. Data is based on a total of 57 responses in 17 crises (18 UN agencies, and 39 non-UN organisations).