

THE
HUMANITARIAN
RESPONSE
INDEX 2009

DARA

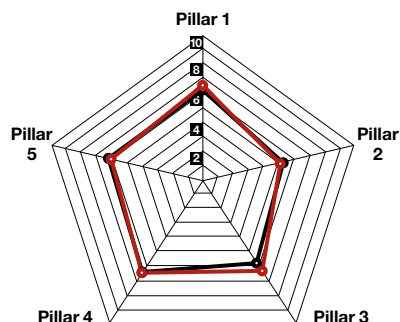
Donor profile: Finland



© Copyright 2010
by DARA

Finland

HRI 2009 Ranking: 12th



HRI 2009 scores by pillar

- Pillar 1** Responding to needs
- Pillar 2** Prevention, risk reduction and recovery
- Pillar 3** Working with humanitarian partners
- Pillar 4** Protection and International Law
- Pillar 5** Learning and accountability

- Finland
- OECD-DAC average

Finland is ranked 12th in the HRI ranking for the second consecutive year. In Pillar 1 (Responding to needs) it ranked 10th, on Pillar 3 (Working with humanitarian partners) it ranked 8th, while its ranking for Pillar 2 (Prevention, risk reduction, and recovery) moved from 21st to 14th. However, Finland dropped from 9th to 14th on Pillar 4 (Protection and International Law) and from 13th to 16th on Pillar 5 (Learning and accountability). Overall performance is around the OECD-DAC average. It ranked 8th overall in terms of generosity and burden sharing.

Finland was ranked 1st for support to IFRC and ICRC appeals, for equitable distribution of funding to different crisis countries and facilitating safe humanitarian access. It also scored well in indicators for assessing needs, funding decisions based on needs, strengthening humanitarian response capacity

and for support not affected by other crises, in all of which it ranked 2nd, compared with its peers. Finland was among the poorest performers in indicators such as supporting the needs of internally displaced persons (22nd), funding international disaster risk mitigation mechanisms (18th), respect for human rights law (19th) and support for monitoring and evaluation (22nd), beneficiary involvement (21st) and equitable distribution of funding in accordance to the needs in the crisis (22nd). Finland's performance in the different crises studied was slightly below the overall donor average, particularly in supporting local and government authorities' coordination capacity and longer-term funding arrangements.

HRI 2009 results

Highest scores	Score*	Rank**
Responding to needs		
Equitable distribution of funding to different crisis countries	10.00	1
Equitable distribution of funding against level of crisis and vulnerability	9.68	10
Working with humanitarian partners		
Funding IFRC and ICRC appeals	10.00	1
Funding to CERF and other quick disbursement mechanisms	8.88	9
Learning and accountability		
Conducting evaluations	9.10	6

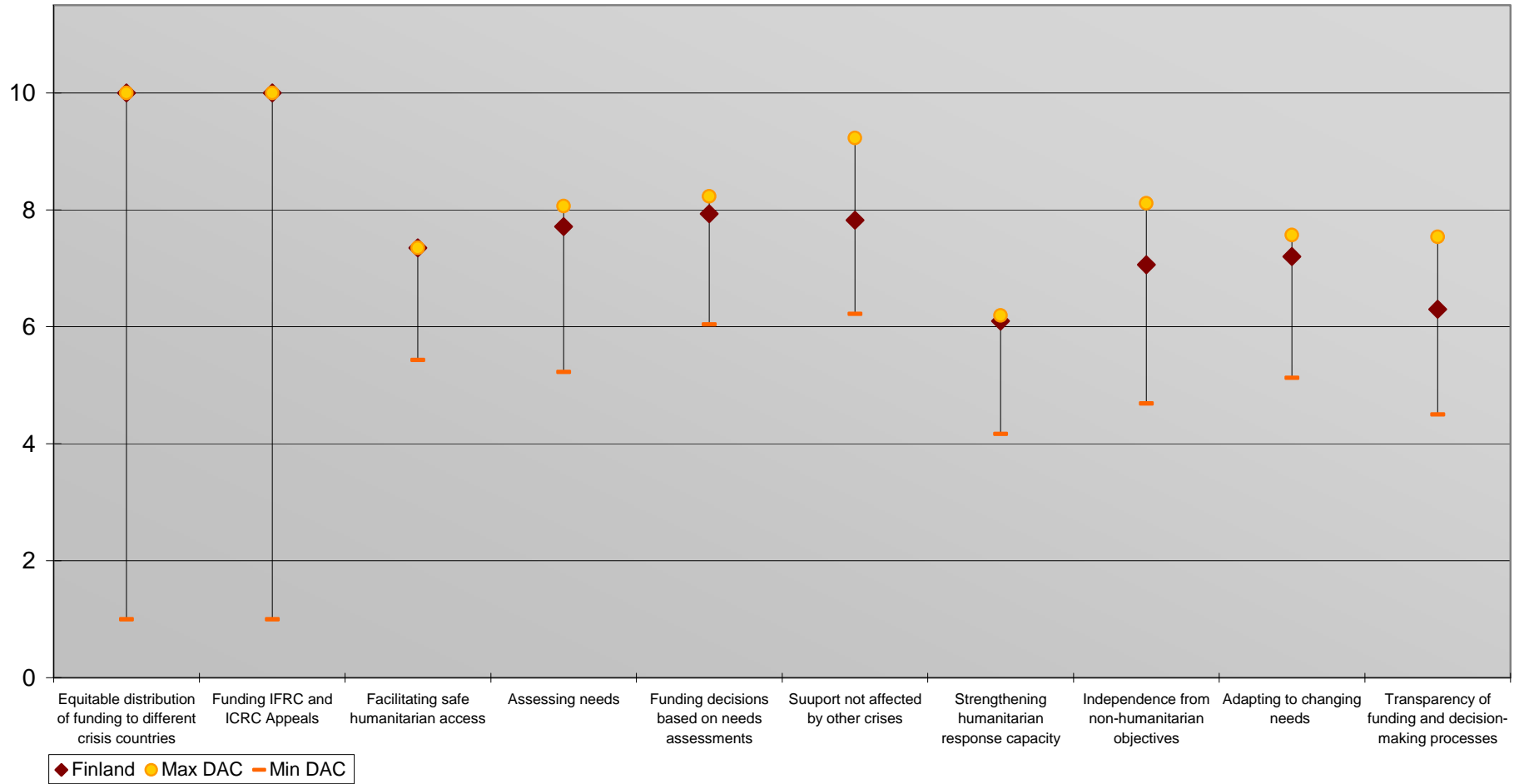
Lowest scores	Score*	Rank**
Responding to needs		
Equitable distribution of funding in accordance to needs in the crisis	3.84	22
Prevention, risk reduction and recovery		
Funding local capacity	3.73	7
Funding international disaster risk mitigation mechanisms	1.00	18
Working with humanitarian partners		
Funding UN coordination mechanisms and common services	3.41	8
Learning and accountability		
Participation and support for accountability initiatives	2.09	17

* Based on HRI ten-point scale

** Ranking in comparison to peers

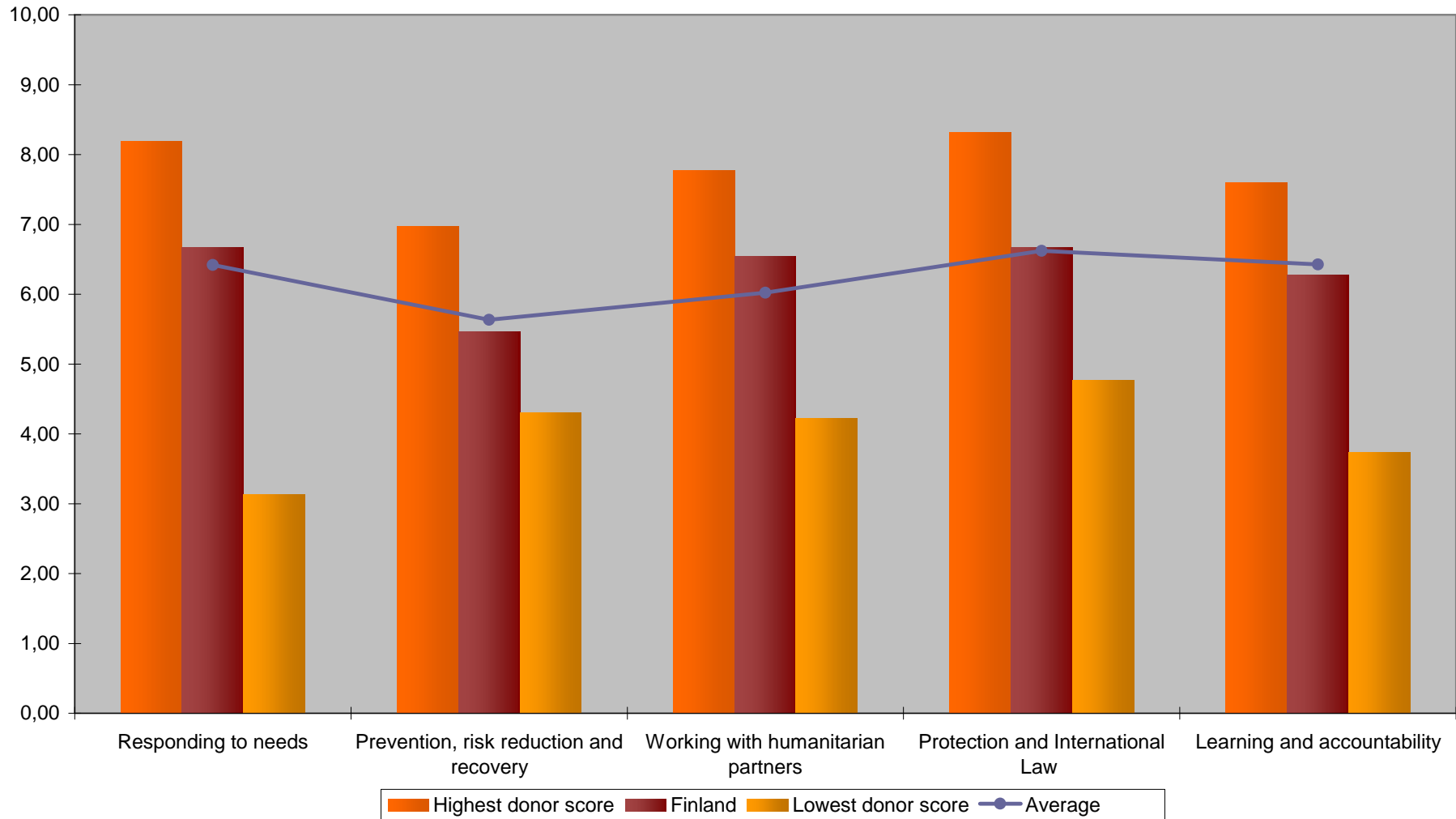
HRI Indicator			Finland		DAC Average	Max DAC	Min DAC
			Rank	Score			
Pillar 1	1	Saving lives and maintaining human dignity	13	8.24	8.15	8.92	7.31
	2	Neutrality and impartiality	17	7.65	7.85	9.00	6.78
	3	Non-discrimination	7	8.85	8.31	9.37	7.33
	4	Independence from non-humanitarian objectives	4	7.06	5.95	8.11	4.69
	5	Needs-based responses	15	7.87	8.05	8.94	6.67
	6	Assessing needs	2	7.71	6.58	8.06	5.23
	7	Funding decisions based on needs assessments	2	7.93	7.44	8.23	6.04
	8	Suupport not affected by other crises	2	7.82	7.15	9.23	6.22
	9	Beneficiary involvement	21	5.38	6.65	7.91	4.88
	10	Donor capacity for informed decision-making	18	5.50	6.28	7.83	4.20
	11	Timeliness of funding	18	6.11	6.42	7.54	5.06
	12	Equitable distribution of funding to different crisis countries	1	10.00	6.76	10.00	1.00
	13	Funding to forgotten emergencies and those with low media coverage	11	7.15	6.87	10.00	1.00
	14	Timeliness of funding to complex emergencies	17	5.80	6.29	10.00	1.00
	15	Timeliness of funding to sudden onset disasters	10	6.08	5.32	10.00	1.00
	16	Generosity and burden sharing	8	5.04	4.45	10.00	1.00
	17	Equitable distribution of funding in accordance to needs in the crisis	22	3.84	6.87	10.00	1.00
	18	Equitable distribution of funding against level of crisis and vulnerability	10	9.68	8.70	10.00	1.00
		Pillar Total	13	7.09	6.90	7.86	3.90
Pillar 2	19	Mainstreaming risk reduction and prevention into the response	5	6.80	6.54	7.17	4.95
	20	Crisis prevention and preparedness measures	17	6.07	6.32	7.27	4.91
	21	Strengthening local community capacity for disaster and crisis preparedness	6	7.44	7.04	7.93	5.88
	22	Supporting the transition between relief, early recovery and development	11	6.18	5.98	7.04	5.02
	23	Building local capacity to work with humanitarian actors	6	7.07	6.75	7.53	5.14
	24	Funding local capacity	7	3.73	3.12	10.00	1.00
	25	Funding international disaster risk mitigation mechanisms	18	1.00	3.80	10.00	1.00
		Pillar Total	14	5.47	5.63	6.97	4.30
Pillar 3	26	Adapting to changing needs	4	7.20	6.46	7.57	5.13
	27	Reliability	20	6.36	7.36	8.19	5.49
	28	Coordination	14	7.10	7.06	8.00	4.54
	29	Advocacy for local and government authorities to carry out their responsibilities	11	6.92	6.78	8.80	5.41
	30	Support local and government authorities' coordination capacity	20	5.29	5.73	6.48	4.22
	31	Respect for the roles of the different components of the humanitarian sector	14	7.83	7.92	8.86	6.70
	32	Conditionality that does not comprise humanitarian action	5	7.59	7.32	8.98	5.98
	33	Flexibility	17	6.50	6.76	8.09	5.60
	34	Longer-term funding arrangements	5	5.53	4.78	6.29	3.50
	35	Strengthening humanitarian response capacity	2	6.10	5.51	6.20	4.17
	36	Funding UN coordination mechanisms and common services	8	3.41	3.28	10.00	1.00
	37	Funding to NGOs	13	4.17	4.80	10.00	1.00
	38	Funding to CERF and other quick disbursement mechanisms	9	8.88	5.61	10.00	1.00
39	Un-earmarked funding	11	4.05	3.62	10.00	1.00	
40	Funding UN Consolidated Inter-Agency Appeals	10	7.79	6.34	10.00	1.00	
41	Funding IFRC and ICRC Appeals	1	10.00	6.88	10.00	1.00	
		Pillar Total	8	6.55	6.02	7.77	4.22
Pillar 4	42	Protection	9	7.71	7.62	8.60	5.95
	43	Advocacy for the respect for human rights	14	6.93	6.92	8.05	6.17
	44	Advocacy for the respect for and implementation of IHL	10	7.63	7.13	8.75	5.99
	45	Supporting needs of refugees	15	6.44	7.08	9.05	5.50
	46	Supporting needs of internally displaced persons	22	6.18	7.15	8.33	6.18
	47	Facilitating safe humanitarian access	1	7.35	6.57	7.35	5.43
	48	Respect for international humanitarian law	5	7.15	5.87	10.00	1.00
	49	Respect for human rights law	19	4.81	6.50	10.00	1.00
	50	Implementation of refugee law	6	5.85	4.64	10.00	1.00
			Pillar Total	14	6.67	6.62	8.31
Pillar 5	51	Accountability towards affected populations	11	6.50	6.20	7.58	4.53
	52	Transparency of funding and decision-making processes	4	6.30	5.75	7.54	4.50
	53	Evaluations of partners' programmes	18	6.53	6.69	8.26	5.50
	54	Support for monitoring and evaluation	22	6.22	6.87	7.93	6.22
	55	Use of recommendations from evaluations	12	5.97	6.00	7.09	4.88
	56	Promotion of good practice and quality standards	20	7.56	7.91	8.91	7.07
	57	Monitoring adherence to quality standards.	19	5.18	6.26	7.53	4.85
	58	Reporting requirements for humanitarian actors	20	7.28	7.78	8.40	6.68
	59	Participation and support for accountability initiatives	17	2.09	4.07	10.00	1.00
	60	Conducting evaluations	6	9.10	6.71	10.00	1.00
		Pillar Total	16	6.27	6.43	7.60	3.74

Finland: ten main strengths



Note: This graph compares the ten highest scored indicators for Finland compared to the highest and lowest scores in the DAC group.

Finland scores by pillar



Note: This graph compares the average scores by pillar for Finland compared to the highest and lowest scores by pillar in the DAC group.