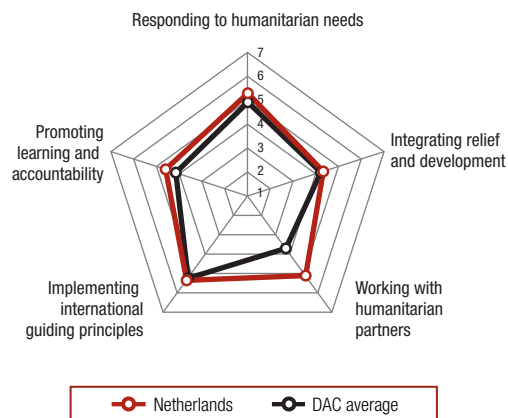


Netherlands

The Humanitarian Aid Division of the Ministry of Foreign Affairs is in charge of the humanitarian portfolio and is accountable to both the Ministers of Foreign Affairs and of Development Cooperation. Other ministries can play minor roles but become involved only at the request of the MFA and under its coordination. The MFA is currently in the process of developing a formal humanitarian action, which will incorporate the GHD Principles, and is expected to be ready at the end of 2007. The Netherlands has formulated a GHD Domestic Implementation Plan. It is one of the countries instrumental to the formulation of the GHD Principles. The MFA does not perform its own needs assessments, relying in particular on the UN, and cross-checking other sources such as ECHO, the IFRC, DFID, its embassies and NGOs. The Netherlands hardly ever gives direct bilateral humanitarian aid to governments. Instead, it nearly always works through international partners, such as the UN and Red Cross; in 2006, it was the second largest contributor to CERF in absolute terms. NGOs are pre-screened for reliability, implementation capacity and willingness to cooperate with the UN. The Dutch humanitarian aid programme gives increasing emphasis to post-crisis contexts and the integration of relief and development. In 2005, a Memorandum on post conflict reconstruction was published jointly by the Ministries of Foreign Affairs, Defence and Economic Affairs. The Netherlands provides needs-based, flexible and predictable humanitarian support.

Source: Ministry of Foreign Affairs, <http://www.minbuza.nl>, DAC Peer Review of the Netherlands (OECD, 2006), GHD Domestic Implementation Plan for the Netherlands.

HRI scores by pillar



HRI results

ADVANTAGES	SCORE	RANK
Working with humanitarian partners		
Funding quick disbursement mechanisms.....	7.00	1
Funding Red Cross Movement.....	7.00	1
Predictability of funding (Survey)	5.81	2
Supporting contingency planning and capacity building efforts.....	4.49	1
Unearmarked or broadly earmarked funds.....	7.00	1

DISADVANTAGES	SCORE	RANK
Responding to humanitarian needs		
Commitment to ongoing crises.....	4.50	16
Independence.....	5.12	15
Neutrality.....	5.80	16
Integrating relief and development		
Encouraging better coordination with humanitarian partners.....	4.15	15
Working with humanitarian partners		
Donor preparedness in implementation of humanitarian action	4.58	17

Overview of humanitarian aid	Netherlands		Share of total DAC (%)	
	2005	2006 ³	2005	2006 ³
Total humanitarian aid, of which:	611.9	868.6	6.2	8.3
Bilateral humanitarian aid ¹	408.4	634.1	4.9	7.1
Multilateral humanitarian aid ^{2*}	203.5	182.7	13.2	14.4
Official development assistance	5,115	5,452	4.4	4.8
Funding to Central Emergency Response Fund ^{**}	n/a	51.9	n/a	18.0
Other funds committed under flexible terms ^{4***}	0.8	71.3	5.5	25.4
			DAC average	
Total humanitarian aid per capita (US\$)	37	53	19	24
Total humanitarian aid / official development assistance (%)	12.0	15.9	8.9	9.4
Total humanitarian aid / GNI (%)	0.098	0.128	0.043	0.049

Notes: All data are given in current US\$ m unless otherwise indicated.

1 Bilateral humanitarian aid is provided directly by a donor country to a recipient country and includes non-core earmarked contributions to humanitarian organisations but excludes category 'refugees in donor countries' (where 2006 data not available, estimated as average over last four years).

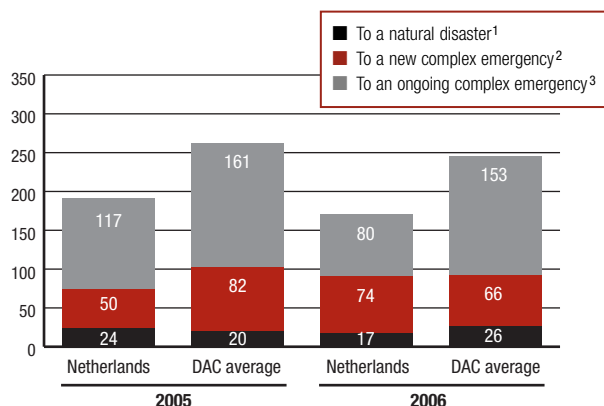
2 Core unearmarked humanitarian flows to UNHCR, UNICEF, WFP, UNRWA, UN/OCHA, ICRC and IFRC.

3 Preliminary; may include official support to asylum seekers in donor country.

4 Consists of IFRC's Disaster Relief Emergency Fund, Common Humanitarian Funds piloted in Sudan and Democratic Republic of Congo in 2006, Emergency Response Funds in 2006 for the DRC, Indonesia, Somalia, the Republic of Congo and Ethiopia and country Humanitarian Response Funds in 2005 for DPRK, DRC, Côte d'Ivoire and Somalia.

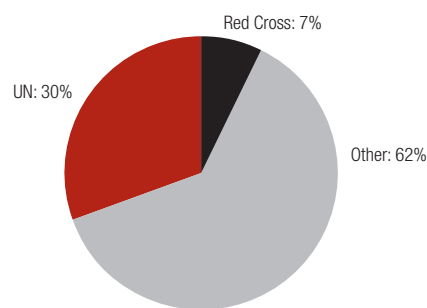
Sources: All data from OECD-DAC except: (*) UNHCR, UNICEF, WFP, UNRWA, UN/OCHA, ICRC and IFRC; (**) OCHA; (***) OCHA, IFRC; Common Humanitarian Fund for Sudan, Common Humanitarian Action Plan DRC 2007, US Federal Reserve.

Response times by crisis type, 2005–2006 (days)



Notes: ¹Average number of days between launch date of a UN Appeal and commitment or disbursement of funds to given ongoing emergencies. ²Average number of days between launch date of a UN Appeal and commitment or disbursement of funds to given new emergencies. ³Average number of days between onset of natural disaster (following CRED dates) and commitment or disbursement of funds to given natural disaster. Source: OCHA/FTS (status early May 2007), Centre for Research on Epidemiology of Disasters (<http://www.cred.be/>).

Main channels of humanitarian aid, 2006



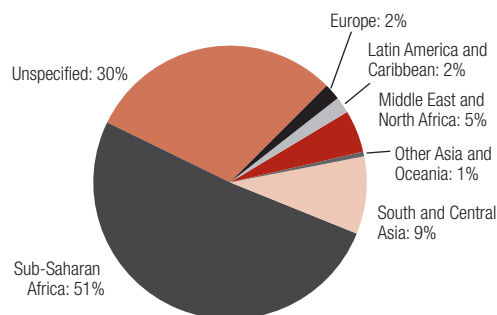
Notes: The UN category encompasses humanitarian receipts by UNHCR, UNICEF, WFP, UNRWA and UN/OCHA including CERF funding; the Red Cross category encompasses humanitarian receipts by IFRC and ICRC. 'Other' is a residual category and includes humanitarian flows to governments, Red Cross national societies, intergovernmental organisations, NGOs, private organisations and foundations. Shares are taken relative to total humanitarian aid reported in 'Overview of humanitarian aid' table. Sources: UN/OCHA, UNICEF, WFP, UNRWA, UNHCR, ICRC, IFRC, OECD.

Funding per emergency, 2006

Crisis	US\$ m	% of total	Inside an Appeal (%)	Outside an Appeal (%)
Sudan	57.3	16.8	86.2	13.8
Uganda	19.1	5.6	80.6	19.4
Democratic Republic of Congo	18.2	5.3	90.7	9.3
Somalia	17.0	5.0	87.5	12.5
Horn of Africa	13.9	4.1	63.0	37.0
Pakistan	11.3	3.3	0.0	100.0
Afghanistan	10.4	3.0	0.0	100.0
Ethiopia	8.6	2.5	91.3	8.7
Lebanon Crisis, July	8.4	2.5	56.6	43.4
Palestinian Territories	7.4	2.2	73.5	26.5
Other	169.2	49.6	48.4	51.6
Total	340.8	100.0	60.1	39.9

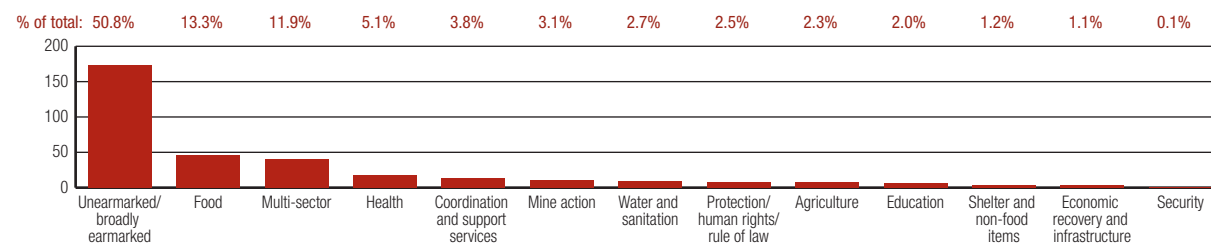
Notes: Category 'Other' includes both provision of unearmarked funds (inside an Appeal to CERF and outside an Appeal) and other miscellaneous flows (only outside an Appeal) if applicable. Source: OCHA/FTS.

Regional distribution of funding, 2006



Note: The number of Appeals financed per region: Europe (1), Latin America and Caribbean (0), Middle East and North Africa (2), Other Asia and Oceania (0), South and Central Asia (4), Sub-Saharan Africa (14), Unspecified (2). Source: OCHA/FTS.

Sectoral distribution of funding, inside and outside an Appeal, 2006 (US\$ m)



Notes: 'Unearmarked/broadly earmarked' category consists of funding not yet applied by recipient agency to particular project or sector. Source: OCHA/FTS.