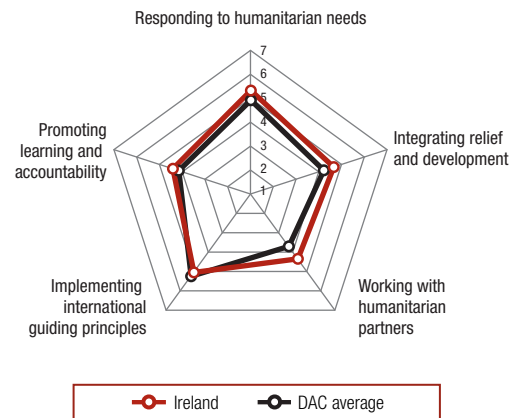


Ireland

Irish Aid, the official development co-operation programme managed by the Department of Foreign Affairs has primary responsibility for the government's overall international humanitarian response. In addition, the Irish Defence Forces and the Department of Agriculture have minor roles. Irish humanitarian assistance is guided by the Government White Paper on Irish Aid (2007), which fully embraces the GHD Principles. Ireland also has a GHD Domestic Implementation Plan. Irish Aid's priorities are to target needs and forgotten emergencies. It works with all partners, including governments and local organisations, Irish and international NGOs, as well as the Red Cross Movement and multilateral organisations. Irish aid places a strong emphasis on disaster risk reduction and preparedness.

Source: Irish Aid, <http://www.irishaid.gov.ie>, GHD Domestic Implementation Plan for Ireland.

HRI scores by pillar



HRI results

ADVANTAGES	SCORE	RANK
Responding to humanitarian needs		
Independence	6.13	1
Timely funding to complex emergencies	6.40	2
Integrating relief and development		
Funding to strengthen local capacity	7.00	1
Working with humanitarian partners		
Funding to NGOs	7.00	1
Learning and accountability		
Support to main accountability initiatives	6.33	2

DISADVANTAGES	SCORE	RANK
Responding to humanitarian needs		
Timely funding to onset disasters	2.39	21
Integrating relief and development		
Encouraging better coordination with humanitarian partners	3.96	19
Strengthening local capacity to deal with crises	3.95	19
Working with humanitarian partners		
Supporting UNDAC	1.00	19
Learning and accountability		
Supporting accountability in humanitarian action	5.43	19

Overview of humanitarian aid

	Ireland		Share of total DAC (%)	
	2005	2006 ³	2005	2006 ³
Total humanitarian aid, of which:	88.4	189.9	0.9	1.8
Bilateral humanitarian aid ¹	63.9	136.1	0.8	1.5
Multilateral humanitarian aid ^{2*}	24.5	41.2	1.6	3.2
Official development assistance	719	997	0.6	0.9
Funding to Central Emergency Response Fund ^{**}	n/a	12.6	n/a	4.4
Other funds committed under flexible terms ^{4***}	0.5	3.8	3.1	1.3
			DAC average	
Total humanitarian aid per capita (US\$)	22	45	19	24
Total humanitarian aid / official development assistance (%)	12.3	19.0	8.9	9.4
Total humanitarian aid / GNI (%)	0.052	0.102	0.043	0.049

Notes: All data are given in current US\$ m unless otherwise indicated.

1 Bilateral humanitarian aid is provided directly by a donor country to a recipient country and includes non-core earmarked contributions to humanitarian organisations but excludes category 'refugees in donor countries' (where 2006 data not available, estimated as average over last four years).

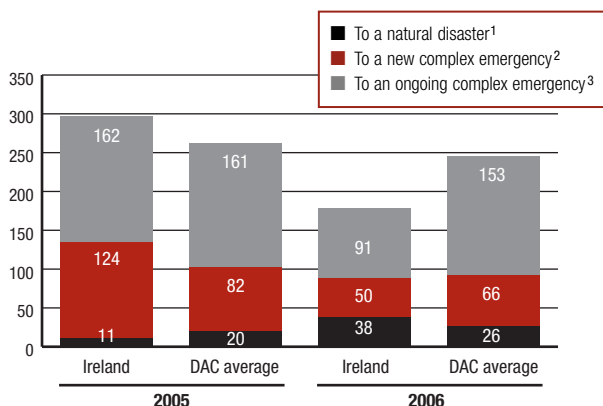
2 Core unearmarked humanitarian flows to UNHCR, UNICEF, WFP, UNRWA, UN/OCHA, ICRC and IFRC.

3 Preliminary; may include official support to asylum seekers in donor country.

4 Consists of IFRC's Disaster Relief Emergency Fund, Common Humanitarian Funds piloted in Sudan and Democratic Republic of Congo in 2006, Emergency Response Funds in 2006 for the DRC, Indonesia, Somalia, the Republic of Congo and Ethiopia and country Humanitarian Response Funds in 2005 for DPRK, DRC, Côte d'Ivoire and Somalia.

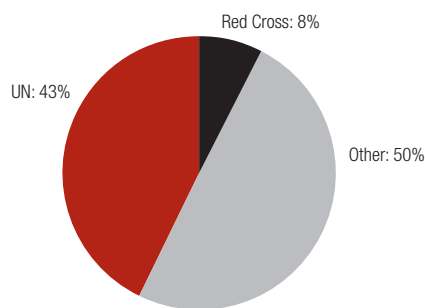
Sources: All data from OECD-DAC except: (*) UNHCR, UNICEF, WFP, UNRWA, UN/OCHA, ICRC and IFRC; (**) OCHA; (***) OCHA, IFRC; Common Humanitarian Fund for Sudan, Common Humanitarian Action Plan DRC 2007, US Federal Reserve.

Response times by crisis type, 2005–2006 (days)



Notes: ¹Average number of days between launch date of a UN Appeal and commitment or disbursement of funds to given ongoing emergencies. ²Average number of days between launch date of a UN Appeal and commitment or disbursement of funds to given new emergencies. ³Average number of days between onset of natural disaster (following CRED dates) and commitment or disbursement of funds to given natural disaster. Source: OCHA/FTS (status early May 2007), Centre for Research on Epidemiology of Disasters (<http://www.cred.be/>).

Main channels of humanitarian aid, 2006



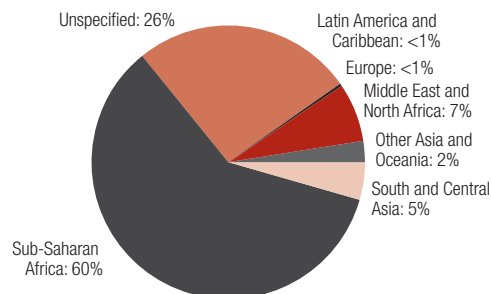
Notes: The UN category encompasses humanitarian receipts by UNHCR, UNICEF, WFP, UNRWA and UN/OCHA including CERF funding; the Red Cross category encompasses humanitarian receipts by IFRC and ICRC. 'Other' is a residual category and includes humanitarian flows to governments, Red Cross national societies, intergovernmental organisations, NGOs, private organisations and foundations. Shares are taken relative to total humanitarian aid reported in 'Overview of humanitarian aid' table. Sources: UN/OCHA, UNICEF, WFP, UNRWA, UNHCR, ICRC, IFRC, OECD.

Funding per emergency, 2006

Crisis	US\$ m	% of total	Inside an Appeal (%)	Outside an Appeal (%)
Sudan	11.1	8.3	63.2	36.8
Democratic Republic of Congo	7.1	5.3	85.0	15.0
Kenya	6.5	4.9	0.0	100.0
Zimbabwe	6.1	4.6	78.3	21.7
Somalia	5.7	4.3	45.9	54.1
Liberia	5.6	4.2	44.4	55.6
Sierra Leone	5.4	4.1	0.0	100.0
Palestinian Territories	5.4	4.1	14.1	85.9
Uganda	5.0	3.8	79.9	20.1
Great Lakes Region	3.7	2.8	83.0	17.0
Other	71.6	53.7	38.7	61.3
Total	133.3	100.0	43.9	56.1

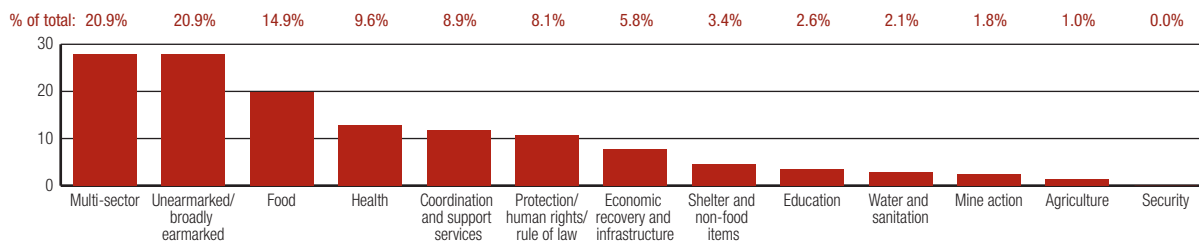
Notes: Category 'Other' includes both provision of unearmarked funds (inside an Appeal to CERF and outside an Appeal) and other miscellaneous flows (only outside an Appeal) if applicable. Source: OCHA/FTS.

Regional distribution of funding, 2006



Note: The number of Appeals financed per region: Europe (1), Latin America and Caribbean (0), Middle East and North Africa (2), Other Asia and Oceania (1), South and Central Asia (4), Sub-Saharan Africa (17), Unspecified (2). Source: OCHA/FTS.

Sectoral distribution of funding, inside and outside an Appeal, 2006 (US\$ m)



Notes: 'Unearmarked/broadly earmarked' category consists of funding not yet applied by recipient agency to particular project or sector. Source: OCHA/FTS.