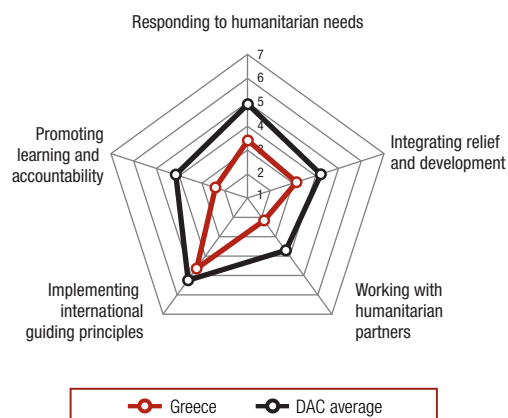


Greece

The Foreign Ministry's International Development Cooperation Department (Hellenic Aid) is responsible for monitoring, coordinating, supervising and promoting humanitarian assistance. Humanitarian aid is structured under two pillars: emergency humanitarian and food programmes (which can be more protracted and address multi-year crises) and emergency distress relief activities, such as the provision of gifts in-kind, mobilisation of Greek civil society and provision of support, personnel, and other resources from other ministries, particularly Defence and the Ministries of Health and Civil Protection. Policies and principles underpinning Greek humanitarian assistance are set out within the five-year programme approved by the Inter-Ministerial Committee (EOSDOS). Annual planning is based on this framework, with Hellenic Aid requesting proposals for its humanitarian programme, identifying countries and sectoral priorities which should guide implementing organisations. Greece does not carry out formal needs assessment, relying on large NGOs for this purpose and, if relevant on the Greek diaspora of a particular country. By law, Hellenic Aid can only finance Greek or international NGOs and requires NGOs to have a local partner in affected countries. Its contributions to multilateral organisations are typically earmarked.

Source: Hellenic Aid, DAC Peer Review for Greece (OECD, 2006).

HRI scores by pillar



HRI results

ADVANTAGES	SCORE RANK
Responding to humanitarian needs	
Funding to priority sectors	4.8511
Working with humanitarian partners	
Funding quick disbursement mechanisms.....	1.0010
Implementing international guiding principles	
Implementing human rights law	4.6012

DISADVANTAGES	SCORE RANK
Responding to humanitarian needs	
Funding in proportion to need.....	3.8023
Impartiality	4.7623
Integrating relief and development	
Strengthening preparedness.....	3.2923
Working with humanitarian partners	
Predictability of funding (Survey)	3.4423
Learning and accountability	
Supporting accountability in humanitarian action.....	4.8223

Overview of humanitarian aid	Greece		Share of total DAC (%)	
	2005	2006 ³	2005	2006 ³
Total humanitarian aid, of which:	19.3	21.7	0.2	0.2
Bilateral humanitarian aid ¹	17.1	19.2	0.2	0.2
Multilateral humanitarian aid ^{2*}	2.2	2.3	0.1	0.2
Official development assistance	384	424	0.3	0.4
Funding to Central Emergency Response Fund**	n/a	0.1	n/a	0.0
Other funds committed under flexible terms ^{4***}	0.0	0.0	0.0	0.0
			DAC average	
Total humanitarian aid per capita (US\$)	2	2	19	24
Total humanitarian aid / official development assistance (%)	5.0	5.1	8.9	9.4
Total humanitarian aid / GNI (%)	0.009	0.009	0.043	0.049

Notes: All data are given in current US\$ m unless otherwise indicated.

1 Bilateral humanitarian aid is provided directly by a donor country to a recipient country and includes non-core earmarked contributions to humanitarian organisations but excludes category 'refugees in donor countries' (where 2006 data not available, estimated as average over last four years).

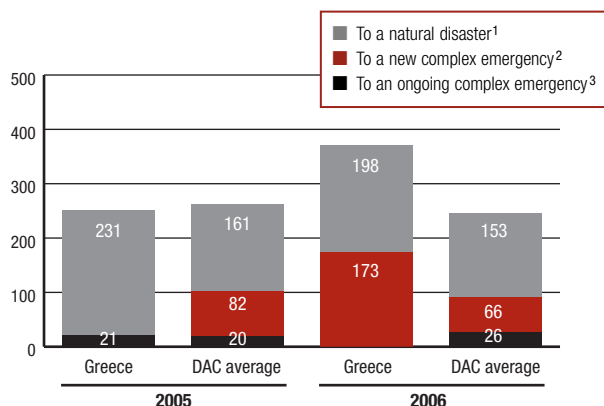
2 Core unearmarked humanitarian flows to UNHCR, UNICEF, WFP, UNRWA, UN/OCHA, ICRC and IFRC.

3 Preliminary; may include official support to asylum seekers in donor country.

4 Consists of IFRC's Disaster Relief Emergency Fund, Common Humanitarian Funds piloted in Sudan and Democratic Republic of Congo in 2006, Emergency Response Funds in 2006 for the DRC, Indonesia, Somalia, the Republic of Congo and Ethiopia and country Humanitarian Response Funds in 2005 for DPRK, DRC, Côte d'Ivoire and Somalia.

Sources: All data from OECD-DAC except: (*) UNHCR, UNICEF, WFP, UNRWA, UN/OCHA, ICRC and IFRC; (**) OCHA; (***) OCHA, IFRC; Common Humanitarian Fund for Sudan, Common Humanitarian Action Plan DRC 2007, US Federal Reserve.

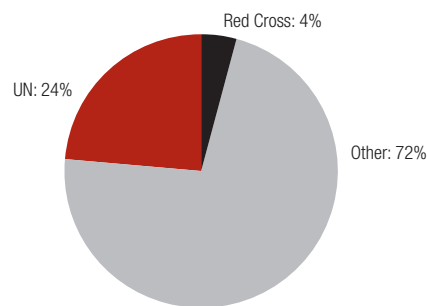
Response times by crisis type, 2005–2006 (days)



Notes: ¹Average number of days between launch date of a UN Appeal and commitment or disbursement of funds to given ongoing emergencies. ²Average number of days between launch date of a UN Appeal and commitment or disbursement of funds to given new emergencies. In 2005, Greece did not commit or disburse funds to new emergencies. ³Average number of days between onset of natural disaster (following CRED dates) and commitment or disbursement of funds to given natural disaster. In 2006, Greece committed or disbursed funds to natural disasters at onset.

Source: OCHA/FTS (status early May 2007), Centre for Research on Epidemiology of Disasters (<http://www.cred.be/>).

Main channels of humanitarian aid, 2006



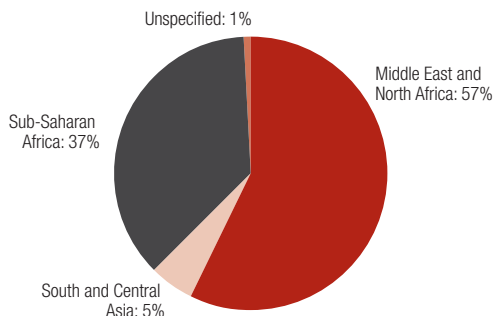
Notes: The UN category encompasses humanitarian receipts by UNHCR, UNICEF, WFP, UNRWA and UN/OCHA including CERF funding; the Red Cross category encompasses humanitarian receipts by IFRC and ICRC. 'Other' is a residual category and includes humanitarian flows to governments, Red Cross national societies, intergovernmental organisations, NGOs, private organisations and foundations. Shares are taken relative to total humanitarian aid reported in 'Overview of humanitarian aid' table. Sources: UN/OCHA, UNICEF, WFP, UNRWA, UNHCR, ICRC, IFRC, OECD.

Funding per emergency, 2006

Crisis	US\$ m	% of total	Inside an Appeal (%)	Outside an Appeal (%)
Lebanon Crisis, July	2.52	53.80	13.14	86.86
Democratic Republic of Congo	0.66	14.05	100.00	0.00
West Africa	0.62	13.28	100.00	0.00
Sudan	0.25	5.36	100.00	0.00
Indonesia: Java Earthquake, May	0.25	5.30	0.00	100.00
Palestinian Territories	0.18	3.75	100.00	0.00
Central African Republic	0.07	1.56	100.00	0.00
Zimbabwe	0.06	1.34	100.00	0.00
Burundi	0.05	1.01	100.00	0.00
Other	0.03	0.56	0.00	100.00
Total	4.69	100.00	47.41	52.59

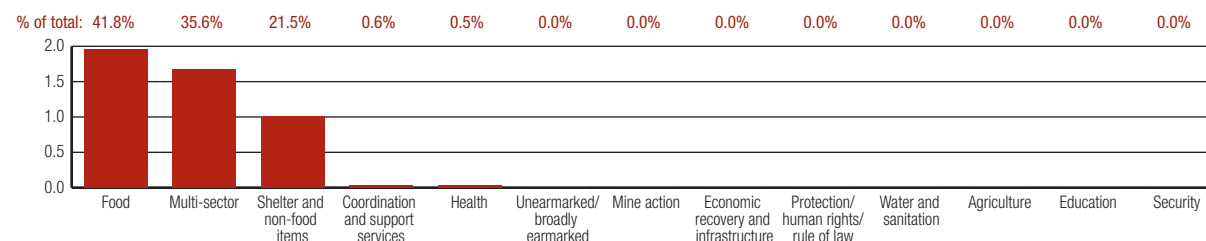
Notes: Category 'Other' includes both provision of unearmarked funds (inside an Appeal to CERF and outside an Appeal) and other miscellaneous flows (only outside an Appeal) if applicable. Source: OCHA/FTS.

Regional distribution of funding, 2006



Note: The number of Appeals financed per region: Europe (0), Latin America and Caribbean (0), Middle East and North Africa (2), Other Asia and Oceania (0), South and Central Asia (0), Sub-Saharan Africa (6), Unspecified (0). Source: OCHA/FTS.

Sectoral distribution of funding, inside and outside an Appeal, 2006 (US\$ m)



Notes: 'Unearmarked/broadly earmarked' category consists of funding not yet applied by recipient agency to particular project or sector. Source: OCHA/FTS.