


Finland

The Unit for Humanitarian Assistance within the Ministry for Foreign Affairs is in charge of Finnish humanitarian assistance. The Civil Protection Mechanism under the Ministry of the Interior also has a mandate for specific international humanitarian interventions. The Ministry of Foreign Affairs is not an implementing agency and works mainly through multilateral channels and through exclusively Finnish NGOs and on the basis of their needs assessments. Until very recently, Finland's humanitarian assistance strategy was embedded within its overall development policy (Development Policy Government Resolution, 2004) but made no explicit mention of GHD Principles. In April 2007, the MFA adopted a new policy framework (Humanitarian Assistance Guidelines, 2007) that is firmly based on the GHD Principles.

Source: Ministry of Foreign Affairs, <http://formin.finland.fi/>, DAC Peer Review of Finland (OECD, 2003).

HRI scores by pillar



HRI results

ADVANTAGES	SCORE	RANK
Working with humanitarian partners		
Flexible funding.....	5.35	3
Funding IFRC Appeals.....	4.66	4
Funding Red Cross Movement.....	7.00	1
Supporting effective coordination efforts.....	5.19	5
Learning and accountability		
Funding of other accountability initiatives.....	7.00	1

DISADVANTAGES	SCORE	RANK
Responding to humanitarian needs		
Commitment to ongoing crises.....	3.80	23
Funding in proportion to need.....	4.33	21
Integrating relief and development		
Encouraging better coordination with humanitarian partners.....	3.71	22
Strengthening preparedness.....	4.00	22
Working with humanitarian partners		
Facilitating safe humanitarian access.....	3.18	21

Overview of humanitarian aid	Finland		Share of total DAC (%)	
	2005	2006 ³	2005	2006 ³
Total humanitarian aid, of which:	97.5	101.0	1.0	1.0
Bilateral humanitarian aid ¹	74.4	74.6	0.9	0.8
Multilateral humanitarian aid ^{2*}	23.1	21.3	1.5	1.7
Official development assistance	902	826	0.8	0.7
Funding to Central Emergency Response Fund ^{**}	n/a	5.2	n/a	1.8
Other funds committed under flexible terms ^{4***}	0.0	0.0	0.0	0.0
			DAC average	
Total humanitarian aid per capita (US\$)	19	19	19	24
Total humanitarian aid / official development assistance (%)	10.8	12.2	8.9	9.4
Total humanitarian aid / GNI (%)	0.050	0.048	0.043	0.049

Notes: All data are given in current US\$ m unless otherwise indicated.

1 Bilateral humanitarian aid is provided directly by a donor country to a recipient country and includes non-core earmarked contributions to humanitarian organisations but excludes category 'refugees in donor countries' (where 2006 data not available, estimated as average over last four years).

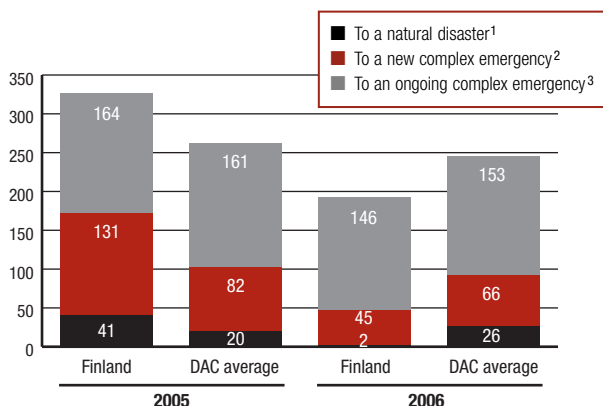
2 Core unearmarked humanitarian flows to UNHCR, UNICEF, WFP, UNRWA, UN/OCHA, ICRC and IFRC.

3 Preliminary; may include official support to asylum seekers in donor country.

4 Consists of IFRC's Disaster Relief Emergency Fund, Common Humanitarian Funds piloted in Sudan and Democratic Republic of Congo in 2006, Emergency Response Funds in 2006 for the DRC, Indonesia, Somalia, the Republic of Congo and Ethiopia and country Humanitarian Response Funds in 2005 for DPRK, DRC, Côte d'Ivoire and Somalia.

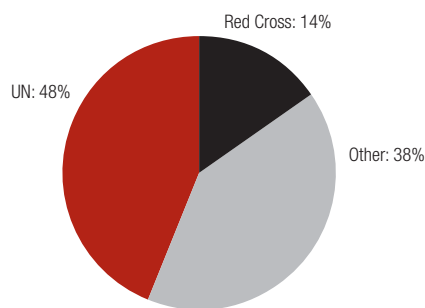
Sources: All data from OECD-DAC except: (*) UNHCR, UNICEF, WFP, UNRWA, UN/OCHA, ICRC and IFRC; (**) OCHA; (***) OCHA, IFRC; Common Humanitarian Fund for Sudan, Common Humanitarian Action Plan DRC 2007, US Federal Reserve.

Response times by crisis type, 2005–2006 (days)



Notes: ¹Average number of days between launch date of a UN Appeal and commitment or disbursement of funds to given ongoing emergencies. ²Average number of days between launch date of a UN Appeal and commitment or disbursement of funds to given new emergencies. ³Average number of days between onset of natural disaster (following CRED dates) and commitment or disbursement of funds to given natural disaster. Source: OCHA/FTS (status early May 2007), Centre for Research on Epidemiology of Disasters (<http://www.cred.be/>).

Main channels of humanitarian aid, 2006



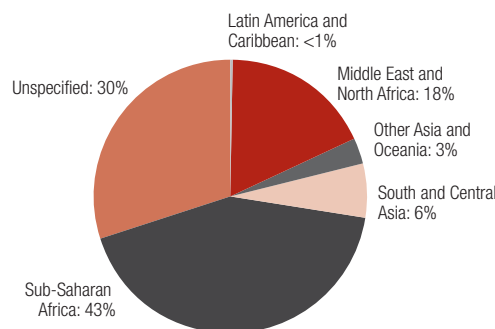
Notes: The UN category encompasses humanitarian receipts by UNHCR, UNICEF, WFP, UNRWA and UN/OCHA including CERF funding; the Red Cross category encompasses humanitarian receipts by IFRC and ICRC. 'Other' is a residual category and includes humanitarian flows to governments, Red Cross national societies, intergovernmental organisations, NGOs, private organisations and foundations. Shares are taken relative to total humanitarian aid reported in 'Overview of humanitarian aid' table. Sources: UN/OCHA, UNICEF, WFP, UNRWA, UNHCR, ICRC, IFRC, OECD.

Funding per emergency, 2006

Crisis	US\$ m	% of total	Inside an Appeal (%)	Outside an Appeal (%)
Palestinian Territories	8.9	12.2	44.2	55.8
Sudan	5.7	7.9	40.5	59.5
Democratic Republic of Congo	5.2	7.1	53.3	46.7
Southern Africa	3.8	5.2	0.0	100.0
Lebanon Crisis, July	3.7	5.0	82.9	17.1
Uganda	3.7	5.0	86.1	13.9
Somalia	2.4	3.3	89.3	10.7
Afghanistan	1.7	2.3	0.0	100.0
Kenya	1.6	2.2	0.0	100.0
Burundi	1.3	1.8	100.0	0.0
Other	35.0	48.1	28.8	71.2
Total	72.8	100.0	39.4	60.6

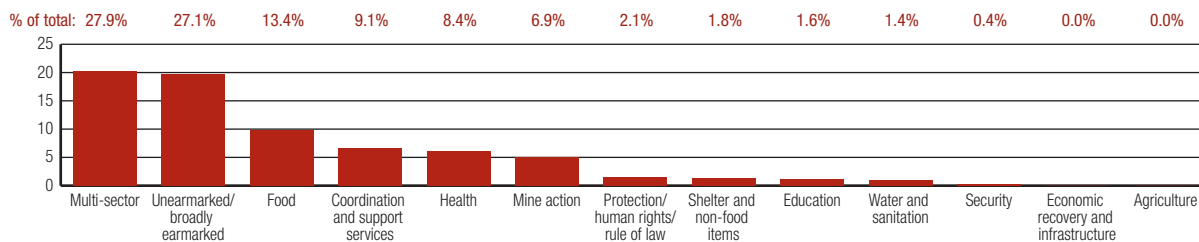
Notes: Category 'Other' includes both provision of unearmarked funds (inside an Appeal to CERF and outside an Appeal) and other miscellaneous flows (only outside an Appeal) if applicable. Source: OCHA/FTS.

Regional distribution of funding, 2006



Note: The number of Appeals financed per region: Europe (0), Latin America and Caribbean (0), Middle East and North Africa (2), Other Asia and Oceania (0), South and Central Asia (1), Sub-Saharan Africa (9), Unspecified (2). Source: OCHA/FTS.

Sectoral distribution of funding, inside and outside an Appeal, 2006 (US\$ m)



Notes: 'Unearmarked/broadly earmarked' category consists of funding not yet applied by recipient agency to particular project or sector. Source: OCHA/FTS.