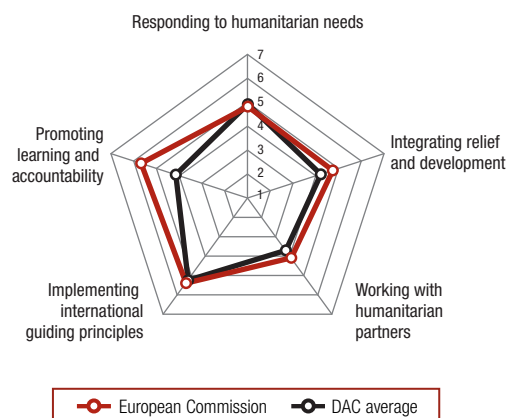


European Commission

The European Commission's relief assistance is provided primarily through its Humanitarian Aid Department (ECHO). This aid is complementary to individual European Union (EU) countries' humanitarian assistance and makes up roughly half of the EU's total humanitarian funding. ECHO's mandate is defined in Council Regulation (EC No. 1257/96), which embraces the basic principles of humanitarian aid. Its current strategy is contained in its Operational Strategy document (SEC(2006) 1626) and reflects a growing commitment to GHD, in line with the current process underway that is expected to lead to a declaration 'Towards a European Consensus on Humanitarian Aid' by late 2007, which would provide the opportunity for the new Member States of the EU to commit themselves to the GHD. ECHO has a large field presence including 43 field offices and conducts its own needs assessments on which its financing decisions are based and on the basis of which it earmarks its aid. Its fast-track primary emergency decision allows it to provide up to €3m almost immediately to respond to sudden crises. In recent years, ECHO has redirected more of its aid budget to the multilateral organisations but NGOs continue to play an important role in delivering its aid.

Sources: ECHO, DAC Peer Review for the EC (OECD, 2007).

HRI scores by pillar



HRI results

ADVANTAGES	SCORE	RANK
Working with humanitarian partners		
Funding to NGOs	7.00	1
Predictability of funding	7.00	1
Learning and accountability		
Encouraging regular evaluations	5.86	1
Number of evaluations	7.00	1
Support to main accountability initiatives	7.00	1

DISADVANTAGES	SCORE	RANK
Responding to humanitarian needs		
Neutrality	5.70	17
Reallocation of funds from other crises	3.05	22
Timely funding to onset disasters	1.83	22
Working with humanitarian partners		
Flexible funding	4.47	19
Unearmarked or broadly earmarked funds	1.00	23

Overview of humanitarian aid	European Commission		Share of total DAC (%)	
	2005	2006 ³	2005	2006 ³
Total humanitarian aid, of which:	1,319.8	1,287.2	13.4	12.2
Bilateral humanitarian aid ¹	1,166.4	1,155.8	14.0	12.9
Multilateral humanitarian aid ^{2*}	153.4	131.4	9.9	10.3
Official development assistance	9,390	10,245	8.1	9.0
Funding to Central Emergency Response Fund**	n/a	0.0	n/a	0.0
Other funds committed under flexible terms ^{4***}	0.0	0.0	0.0	0.0
			DAC average	
Total humanitarian aid per capita (US\$)	3	3	19	24
Total humanitarian aid / official development assistance (%)	14.1	12.6	8.9	9.4
Total humanitarian aid / GNI (%)	0.010	0.010	0.043	0.049

Notes: All data are given in current US\$ m unless otherwise indicated.

1 Bilateral humanitarian aid is provided directly by a donor country to a recipient country and includes non-core earmarked contributions to humanitarian organisations but excludes category 'refugees in donor countries' (where 2006 data not available, estimated as average over last four years).

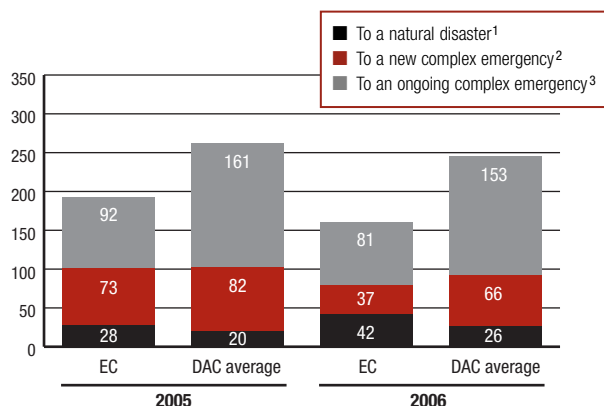
2 Core unearmarked humanitarian flows to UNHCR, UNICEF, WFP, UNRWA, UN/OCHA, ICRC and IFRC.

3 Preliminary; may include official support to asylum seekers in donor country.

4 Consists of IFRC's Disaster Relief Emergency Fund, Common Humanitarian Funds piloted in Sudan and Democratic Republic of Congo in 2006, Emergency Response Funds in 2006 for the DRC, Indonesia, Somalia, the Republic of Congo and Ethiopia and country Humanitarian Response Funds in 2005 for DPRK, DRC, Côte d'Ivoire and Somalia.

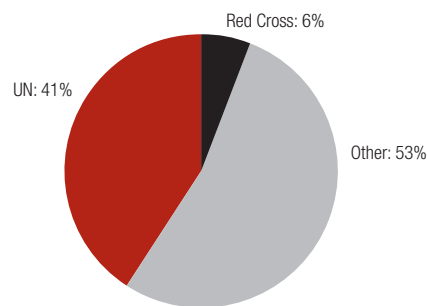
Sources: All data from OECD-DAC except: (*) UNHCR, UNICEF, WFP, UNRWA, UN/OCHA, ICRC and IFRC; (**) OCHA; (***) OCHA, IFRC; Common Humanitarian Fund for Sudan, Common Humanitarian Action Plan DRC 2007, US Federal Reserve.

Response times by crisis type, 2005–2006 (days)



Notes: ¹Average number of days between launch date of a UN Appeal and commitment or disbursement of funds to given ongoing emergencies. ²Average number of days between launch date of a UN Appeal and commitment or disbursement of funds to given new emergencies. ³Average number of days between onset of natural disaster (following CRED dates) and commitment or disbursement of funds to given natural disaster. Source: OCHA/FTS (status early May 2007), Centre for Research on Epidemiology of Disasters (<http://www.cred.be/>).

Main channels of humanitarian aid, 2006



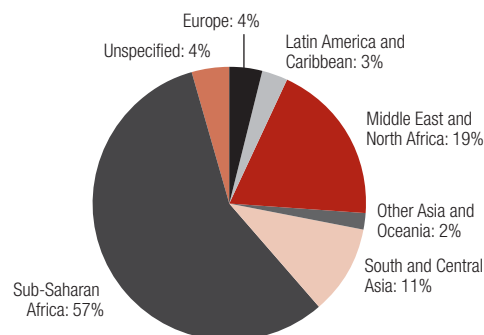
Notes: The UN category encompasses humanitarian receipts by UNHCR, UNICEF, WFP, UNRWA and UN/OCHA including CERF funding; the Red Cross category encompasses humanitarian receipts by IFRC and ICRC. 'Other' is a residual category and includes humanitarian flows to governments, Red Cross national societies, intergovernmental organisations, NGOs, private organisations and foundations. Shares are taken relative to total humanitarian aid reported in 'Overview of humanitarian aid' table. Sources: UN/OCHA, UNICEF, WFP, UNRWA, UNHCR, ICRC, IFRC, OECD.

Funding per emergency, 2006

Crisis	US\$ m	% of total	Inside an Appeal (%)	Outside an Appeal (%)
Sudan	154.1	17.1	76.2	23.8
Palestinian Territories	105.7	11.7	67.6	32.4
Democratic Republic of Congo	64.8	7.2	87.3	12.7
Lebanon Crisis, July	57.6	6.4	43.7	56.3
Zimbabwe	48.9	5.4	84.4	15.6
North Caucasus	37.6	4.2	63.0	37.0
Somalia	30.5	3.4	24.4	75.6
Uganda	28.0	3.1	43.7	56.3
Liberia	24.2	2.7	41.2	58.8
Nepal	22.6	2.5	67.9	32.1
Other	327.8	36.4	24.2	75.8
Total	901.9	100.0	51.0	49.0

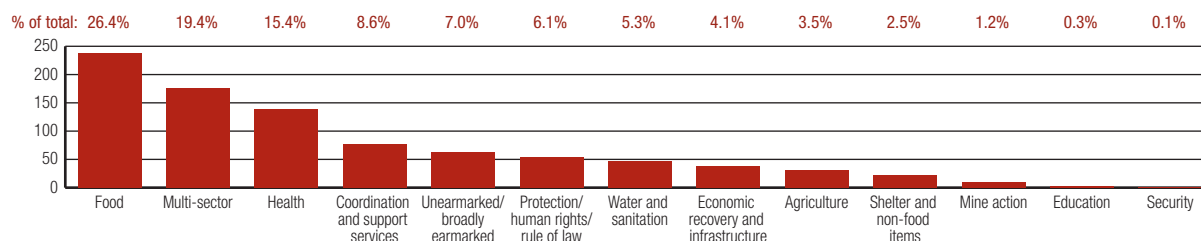
Notes: Category 'Other' includes both provision of unearmarked funds (inside an Appeal to CERF and outside an Appeal) and other miscellaneous flows (only outside an Appeal) if applicable. Source: OCHA/FTS.

Regional distribution of funding, 2006



Note: The number of Appeals financed per region: Europe (2), Latin America and Caribbean (0), Middle East and North Africa (4), Other Asia and Oceania (2), South and Central Asia (3), Sub-Saharan Africa (21), Unspecified (0). Source: OCHA/FTS.

Sectoral distribution of funding, inside and outside an Appeal, 2006 (US\$ m)



Notes: 'Unearmarked/broadly earmarked' category consists of funding not yet applied by recipient agency to particular project or sector. Source: OCHA/FTS.